



2022

Innovation Applied



| | |
|-------------------------------------|--------------|
| Main product index | 3 - 4 |
| Service and maintenance kits | 5 - 8 |
| Equipment hook ups | 9 |



| | |
|---|-----------------|
| Product, spare parts and accessories | 10 - 128 |
|---|-----------------|

Manual Spray Guns DeVilbiss/Binks/ECCO



| | |
|--|----|
| Advance HD Pressure Spray Gun | 10 |
| Advance HD Gravity Cup Gun | 10 |
| Advance HD Gravity Gun With Pressure Cup | 10 |
| Advance HD Suction Spray Gun | 10 |
| GTi Pro Lite Pressure Spray Gun | 15 |
| GTi Pro Lite Gravity Cup Gun | 15 |
| GTi Pro Lite Suction Spray Gun | 15 |
| Pro Lite E Ceramic Pressure Spray Gun | 16 |
| GFG Pro Gravity Cup Gun | 17 |
| JGA Pro Pressure Spray Gun | 17 |
| JGA Pro Suction Spray Gun | 17 |
| JGA Ceramic Pressure Spray Gun | 18 |
| Ecco 40S Pressure Spray Gun | 19 |
| Ecco 65S Pressure Spray Gun | 19 |
| Pri Pro Lite Gravity Cup Gun | 20 |
| SRI Pro Lite Gravity Cup Gun | 21 |
| FLG5 Pressure Spray Gun | 22 |
| FLG5 Gravity Cup Gun | 22 |
| FLG5 Suction Spray Gun | 23 |
| CSpray Pressure Spray Gun | 23 |
| CSpray Gravity Spray Gun | 22 |
| 2100 VT | 22 |
| MACH1 PCX | 22 |
| JJ Spray Gun | 22 |
| DAGR Airbrush | 23 |
| SLG-650 Compliant/HVLP Spray Gun Kit | 23 |

Automatic Spray Guns DeVilbiss



| | |
|----------|----|
| AG-361 | 24 |
| AG-361 E | 26 |
| AG-362 | 27 |
| AG-362-P | 29 |
| COBRA 3C | 29 |
| AGMD Pro | 30 |
| 460 | 35 |

Automatic Spray guns ECCO



| | |
|-----------|----|
| Ecco 60AS | 34 |
| Ecco 65AS | 34 |
| Ecco 75AP | 34 |
| Ecco 40DA | 35 |
| Ecco 41FA | 35 |

Airless and AAA Guns Binks



| | |
|------------|----|
| 550 | 36 |
| Trophy AAA | 37 |
| AA4400M | 38 |
| AG-363 | 39 |
| AG-364 | 39 |
| A75 | 41 |
| | 44 |

Extrusion Guns Binks

| | |
|--------------------|----|
| F200/F400 Flow Gun | 45 |
|--------------------|----|

Electrostatic Equipment Ransburg



| | |
|---|----|
| RansFlex RX 45kV | 46 |
| RansFlex RFX 65kV | 46 |
| RansFlex RFXi 65kV | 49 |
| RansFlex RFQ 45kV Quick Fan Adjust | 52 |
| RansFlex RFXQ 65kV Quick Fan Adjust | 52 |
| RansFlex RFXW 65kV Water Based Direct Charge | 55 |
| RansFlex RFXA 65kV Automatic Spray Gun | 58 |
| RansFlex RFXAW 65kV Water Based Automatic spray gun | 62 |
| VECTOR LP Cascade | 66 |
| VECTOR LP Classic | 66 |
| VECTOR HP AA90 Cascade | 69 |
| VECTOR HP AA90 Classic | 69 |
| No. 2 gun | 72 |

| | |
|--------------|----|
| Estaquick | 72 |
| Evolver 560 | 72 |
| Aerobell 168 | 73 |
| Aerobell 268 | 73 |
| RMA 560 | 73 |
| RMA 570 | 73 |
| Accessories | 74 |

Cap and Bell Cleaners

| | |
|--------------|----|
| Cap Cleaner | 75 |
| Bell Cleaner | 75 |

Pressure Tanks & Cups Binks

| | |
|-----------------------|----|
| Pressure Tanks & Cups | 76 |
|-----------------------|----|

Agitators and Quick Mixers Binks



| | |
|--------------------------------|----|
| Binks Pneumatic Agitators | 79 |
| Binks Electric Agitators | 79 |
| Binks Quick Mixers | 79 |
| Binks Premium Elevator Systems | 80 |

Diaphragm Pumps Binks



| | |
|---------------------------|----|
| DX70 1:1 Diaphragm Pumps | 82 |
| DX200 1:1 Diaphragm Pumps | 84 |
| DX200 3:1 Diaphragm Pumps | 87 |

Low Pressure Pumps Binks



| | |
|--------------------------------|----|
| Transfer Pumps | 88 |
| Maple 15/3 Pump | 88 |
| Maple 15/3 AFP Pump | 88 |
| Maple 15/6 Pump | 89 |
| Maple 30/3 Pump | 89 |
| Maple 60/3 Pump | 89 |
| Maple 7/7 Pump | 89 |
| Maple 7/15 Pump | 89 |
| Maple 7/15 Paint Stripper Pump | 89 |
| Maple 8/25 Pump | 90 |
| Maple 15/3 Packages | 90 |
| MXL12/05 | 93 |

Airless and AAA Pumps/Outfits Binks



| | |
|-----------------------------|-----|
| MXL4/12 | 94 |
| MXL12/12 | 95 |
| MXL4/32 | 96 |
| MXL12/31 | 97 |
| MX35/36 | 98 |
| MX30/42 | 99 |
| MX35/60 | 100 |
| MX30/70 | 101 |
| Air Motor Spare Parts Kits | 102 |
| Fluid Pump Spare Parts Kits | 104 |
| Pump Accessories | 105 |
| Pressure Relief Valves | 106 |
| Pump Filters | 106 |
| Bare Pumps | 112 |

Electric Paint Circulating Binks



| | |
|----------------------------|----|
| Smart Pump E2-7 | 91 |
| Smart Pump E2-15 | 91 |
| Smart Pump E2-15 AFP | 91 |
| Smart Pump E2-30 | 91 |
| Smart Pump E2-40 | 91 |
| Smart Pump E2-60 | 92 |
| Smart Pump E4-60 | 92 |
| Smart Pump E4-100 | 92 |
| Smart Pump Vertical EV2-30 | 92 |



2K Material Supply

| | |
|-----------------|-----|
| IntelliFlow RM2 | 110 |
| IntelliFlow RF2 | 110 |
| Magic-Flow 2 | 111 |



Fluid Pressure Regulators Binks

| | |
|---|-----|
| In-line Regulator | 118 |
| Gun-mounted Regulator | 118 |
| DR-1 Fluid regulator | 118 |
| High-pressure In-line Regulator | 118 |
| Back Pressure Valves | 119 |
| Pilot Controlled Back Pressure Regulators | 119 |
| Surge Eliminators | 120 |



Air and Fluid Hoses

| | |
|------------------------------------|-----|
| Air Hoses, Low Pressure | 114 |
| Fluid Hoses, Low Pressure | 114 |
| Quick Coupling Connections | 114 |
| Air and Fluid Hoses, High Pressure | 115 |
| Heated Hoses | 115 |




Air Fed Respirator DeVilbiss

| | |
|--------------------|-----|
| Respirator Systems | 119 |
|--------------------|-----|



Air Filter/Regulators DeVilbiss

| | |
|---|-----|
| Pro Air Regulators and Coalescers | 120 |
| FLFR Finishline Regulators and Coalescers | 120 |



Spray Booth Filter Paper Binks

| | |
|---|-----|
| Eco Spray Booth Filter Paper | 126 |
| Spray Booth Filter Paper | 126 |
| Super Efficiency Spray Booth Filter Paper | 126 |



Accessories

| | |
|----------------------------|---------|
| Service & Maintenance Kits | 5 |
| Binks Pump Accessories | 127-128 |
| DeVilbiss Extensions | 121-125 |
| Manual Gun Accessories | 128 |

Office opening times:-

Monday to Thursday 8:30am to 1:00pm
 1:30pm to 5:15pm
 Friday 8:30am to 12:45pm
 1:15pm to 4:00pm



Manual Spray Guns DeVilbiss

| Gun Type | Kit Part Number | Description |
|---|-----------------|--|
| Advance HD Suction/Gravity/Pressure | GTI-428-K5 | Seal and Pin Kit |
| | PRO-415-1 | Spray Gun Service Kit |
| AGP/AGPV/AGT | AGX-7-K2 | Packing Spring Set |
| | KK-4690 | Piston Repair Kit |
| | GTI-425-K | Needle Baffle |
| Compact Suction/Gravity/Pressure/V | SPK-101-K | Air Valve Service Kit |
| | SPK-102-K | Retaining Ring Assembly |
| | SPK-401-XX | General Service Kit incl. Tip and Needle |
| | SPK-402-K | Service Kit With Seals and Springs |
| EGA/EGHV | KK-5044 | Gasket & Seal Kit |
| FLG-3 Gravity | FLG-488 | Gasket & Seal Kit |
| FLG-5 Gravity / Suction | K-5030 | Baffle Replacement Kit |
| | K-5040 | Repair kit - seals and springs inc. tool |
| FLG-5 Pressure | K-5032 | Baffle Replacement Kit |
| | K-5044 | Repair kit - seals and springs inc. tool |
| GTI Gravity/ Suction | GTI-414-K | Needle Adjusting Screw |
| | GTI-416-XX | General Service Kit incl. Tip and Needle |
| | GTI-425-K | Baffle & Seal Assembly |
| | GTI-445-K2 | Needle Packing |
| | JGK-449-K | Air Valve Kit |
| | KK-4585 | Gun Maintenance Kit |
| GTi Pressure | GTI-414-K | Needle Adjusting Screw |
| | GTI-425-K | Baffle & Seal Assembly |
| | GTI-426-XX | General Service Kit incl. Tip and Needle |
| | GTI-445-K2 | Needle Packing |
| | JGK-449-K | Air Valve Kit |
| | KK-4585 | Gun Maintenance Kit |
| GTi Pro Lite/Pro Lite E/PRI Pro Lite | PRO-470 | Spray Gun Repair Kit |
| | GTI-428-K5 | Seal and Pin Kit |
| GFG HD/GTi HD/ JGA HD/SRI HD/ PRI HD/ GFG Pro/ JGA Pro | GTI-428-K5 | Seal and Pin Kit |
| | PRO-415-1 | Spray Gun Repair Kit |
| JGA/JGV/GFG | GTI-414-K | Needle Adjusting Screw |
| | GTI-445-K2 | Needle Packing |
| | JGK-449-K | Air Valve Kit |
| | KK-4502-XX-H | General Service Kit incl. Tip and Needle |
| | KK-4558 | Gasket & Seal Kit |
| | KK-4585 | Gun Maintenance Kit |
| | | |
| MSAT | GTI-414-K | Needle Adjusting Screw |
| | GTI-425-K | Baffle & Seal Assembly |
| PRI Gravity | GTI-414-K | Needle Adjusting Screw |
| | GTI-425-K | Baffle & Seal Assembly |
| | GTI-445-K2 | Needle Packing |
| | JGK-449-K | Air Valve Kit |
| SRI Gravity | SRI-416 | Gasket & Seal Kit |
| SRI Pro Lite | PRO-415-1 | Spray Gun Repair Kit |



Automatic spray guns Binks/DeVilbiss

| Gun Type | Kit Part Number | Description |
|-----------------|-----------------|--|
| 95A | 54-3579 | Repair Kit |
| 460 | 250035 | Repair Kit |
| 550 | 54-3121 | Repair Kit |
| | SPK-119 | Dynamic Seal Kit |
| | SPK-120 | Needle Seal Kit |
| | SPK-121 | Manifold Seal Kit |
| AGG | KK-4501-XX-X | General Service Kit incl. Tip and Needle |
| AGGS | KK-4566-XXX | General Service Kit incl. Tip and Needle |
| AGMD Pro | AGMDPRO-406-K | Cam Kit |
| AGN | KK-4998 | Repair Kit |
| COBRA 1 | SPK-117 | Seals |
| | SPK-109 | Manifold Seals - Viton Extreme |
| COBRA 2 | SPK-118 | Dynamic Seals - Viton Extreme |
| | SPA-408-K | Needle Packing Kit |
| COBRA 3C | SPA-410-K | Manifold Assembly |
| | GTI-A | GTIA-406-XXX |
| MAG AA | 54-5307 | Seal Kit |



Airless and AAA guns Binks

| Gun Type | Kit Part Number | Description |
|--------------------|-----------------|------------------------|
| A3500/A7500 | 54-5760 | Airless Gun Repair Kit |
| AA1500 | 54-4970 | Repair Kit |
| | 54-4993 | Repair Kit |
| AA4000 | 54-5447 | Cartridge Assembly |
| | 6-236 | Service Kit |
| Airless 1 | 54-5826 | Fluid Needle Kit |
| | 54-5827 | Filter Bracket Kit |
| | 54-5829 | Body Bushing Kit |
| | 54-5835 | Trigger Spares Kit |
| AA4400M | 54-5838 | Fluid Inlet Kit |
| | 0114-013559 | Seal Kit |
| | 0114-013560 | Repair Kit |
| HAP-50D | 0114-013560 | Repair Kit |
| HAP50F | 0114-013560 | Repair Kit |



Pressure Cups & Tanks Binks

| Tank/Cup | Description | Kit Part Number | Description |
|---------------------|-------------------------------|-----------------|-------------|
| KB-522-B | Remote Cup | KB-428-1 | Repair Kit |
| 80-600-CE | Steady-Grip Pressure Cup | 80-617 | Repair Kit |
| 83C-210-CE | 10L Zinc Plated Pressure Tank | KK-4977* | Repair Kit |
| 83Z-211-CE | 10L ST ST Pressure Tank | KK-4977* | Repair Kit |
| 183G-1013-CE | 40L Galvanised Pressure Tank | KK-4977* | Repair Kit |

* Regulator repair kit



DX70 1:1 Diaphragm Pump Binks

| Kit Part Number | Description |
|-----------------|--------------------------|
| DXK-1 | Check valve seal kit x 4 |
| DXK-2 | Check valve kit x 4 |
| DXK-3 | Diaphragm kit x 2 |
| DXK-4 | Shaft & seal kit |
| DXK-14 | Air valve kit |
| DXK-15 | Fluid regulator kit |



DX200 1:1 Diaphragm Pump Binks

| Kit Part Number | Description | Material |
|-----------------|------------------------------------|-----------|
| DXK-201 | Check valve seal kit x 4 | Aluminium |
| DXK-202 | Check valve kit x 4 | Aluminium |
| DXK-203 | Diaphragm kit x 2 | Aluminium |
| DXK-276 | Enamel Check Valve Kit x 4 | Aluminium |
| DXK-204 | Shaft & seal kit | Aluminium |
| DXK-213 | Fluid regulator diaphragm assembly | Universal |
| DXK-214 | Fluid regulator insert kit | Universal |
| DXK-216 | Air valve kit | Universal |
| DXK-222 | Check valve seal kit x 4 | ST ST |
| DXK-223 | Check valve kit x 4 | ST ST |
| DXK-262 | Enamel Check Valve Kit x 4 | ST ST |
| DXK-224 | Diaphragm kit x 2 | ST ST |
| DXK-225 | Shaft & seal kit | ST ST |



DX200 3:1 Diaphragm Pump Binks

| Kit Part Number | Description | Material |
|-----------------|------------------------------|-----------|
| DXK-216 | Air valve kit (Front) | Universal |
| DXK-287 | Check valve seal kit x 4 | ST ST |
| DXK-288 | Check valve kit x 4 | ST ST |
| DXK-289 | Diaphragm kit x 2 | ST ST |
| DXK-266 | Shaft & seal kit | ST ST |
| DXK-244 | Air valve rebuild kit (Rear) | ST ST |
| DXK-241 | Rear air valve gasket | ST ST |
| DXK-237 | Piston retaining seals | ST ST |
| DXK-265 | Piston seal | ST ST |
| DXK-229 | Inlet/Outlet seals | ST ST |



Maple Pneumatic Pumps Binks

| Pump Type | Kit Part No. | Description |
|-----------------------|----------------|---------------------------------|
| Maple 15/3 | 250625 | Fluid Piston Seal Kit |
| | 250626 | Fluid Section Overhaul Kit |
| | 250627 | Air Motor Seal Kit |
| | 250628 | Control Valve Kit |
| Maple 15/3 AFP | 250714 | Fluid Piston Seal Kit |
| | 250715 | Fluid Section Overhaul Kit |
| | 250627 | Air Motor Seal Kit |
| | 250628 | Control Valve Kit |
| Maple 15/6 | 250771 | Fluid Section Seal Kit |
| | 250772 | Fluid Overhaul Kit |
| | 250618 | Air Motor Seal Kit |
| | 250628 | Control Valve Kit |
| Maple 7/7 | 250653 | Fluid Section Seal Kit |
| | 250655 | Fluid Overhaul Kit |
| | 250695 | Air Motor Seal Kit |
| | 250628 | Control Valve Kit |
| Maple 7/15 | 250653 | Fluid section seal & O-ring Kit |
| | 250655 | Fluid section overhaul kit |
| | 250657 | Air motor seal kit |
| Maple 8/25 | 250653 | Fluid section seal & O-ring Kit |
| | 250654 | Fluid section overhaul kit |
| Maple 30/3 | 250608 | Fluid Piston Seal Kit |
| | 250619 | Fluid Section Overhaul Kit |
| | 250618 | Air Motor Seal Kit |
| | 250620 | Control Valve Kit |
| Maple 60/3 | 250632 | Fluid Section Service Kit |
| | 250633 | Fluid Section Overhaul Kit |
| | 250656 | Air Motor Seal Kit |
| Maple 15/25 | 250844 | Fluid Section seal Kit |
| | 250845 | Fluid Overhaul Kit |
| | 195769-K2 | Bellows Kit |
| | 250843 | Air Motor Seal Kit |
| | 250851 | Air Motor Overhaul Kit |
| | 250853 | Air Motor Control Valve kit |
| | 0115-010037-K2 | Single Pump Poppet Kit |
| | 250846 | Fluid Section Seal Kit |
| | 250847 | Fluid Overhaul Kit |
| 195769-K2 | Bellows Kit | |
| Maple 120/3 | 250843 | Air Motor Seal Kit |
| | 250851 | Air Motor Overhaul Kit |
| | 250853 | Air Motor Control Valve kit |
| | 0115-010037-K2 | Single Pump Poppet Kit |

Please check the service bulletin for kit contents



Smart Pump Binks

| Pump Type | Kit Part No. | Description |
|------------------|---------------|-----------------------------------|
| E2-7 | 250773 | Fluid Piston Seal Kit |
| | 250774 | Wet Section Overhaul Kit |
| | 250642 | Main Bearing Overhaul Kit |
| E2-15 | 250735 | Fluid Piston Seal Kit |
| | 250736 | Fluid Section Overhaul Kit |
| | 250642 | Main Bearing Overhaul Kit |
| E2-15 AFP | 250714 | Fluid Section Seal Kit |
| | 250716 | Wet Section Overhaul Kit |
| | 250642 | Main Bearing Overhaul Kit |
| E2-30 | 250607 | Fluid section O-ring Kit |
| | 250608 | Fluid Piston Seal Kit |
| | 250609 | Bellows Replacement Kit |
| | 250611 | Cam Follower Bearing Kit |
| | 250612 | Linear Guide and Rod Kit |
| | 250599 | Main Bearing Overhaul Kit |
| E2-40 | 250607 | Fluid section O-ring Kit |
| | 250608 | Fluid Piston Seal Kit |
| | 250609 | Bellows Replacement Kit |
| | 250611 | Cam Follower Bearing Kit |
| | 250612 | Linear Guide and Rod Kit |
| | 250599 | Main Bearing Overhaul Kit |
| E2-60 | 250686 | Fluid Section Service Kit |
| | 250687 | Fluid Section Overhaul Kit |
| | 250683 | Main Bearing Overhaul Kit |
| | 250684 | Linear Guide and Rod Kit |
| | 250685 | Cam Follower Bearing Kit |
| | 250600 | Fluid Section Overhaul Kits |
| | 250601 | Piston Seal/Ball Check Spring Kit |
| E4-60 | 250595 | Bellows Replacement Kit |
| | 250596 | Fluid Section Overhaul Kit |
| | 250597 | Cam Follower Bearing Kit |
| | 250598 | Linear Guide and Rod Kit |
| | 250599 | Main Bearing Overhaul Kit |
| | EV2-15 | 250839 |
| 250840 | | Fluid Overhaul Kit |
| 250842 | | Bellows Replacement Kit |
| 250838 | | Cam Follower Bearing Kit |
| 250837 | | Linear Bearing |
| 250841 | | Main Bearing Overhaul Kit |
| EV2-30 | 250806 | Fluid Section seal Kit |
| | 250807 | Fluid Overhaul Kit |
| | 250609 | Bellows Replacement Kit |
| | 250597 | Cam Follower Bearing Kit |
| | 250598 | Linear Bearing |
| | 250599 | Main Bearing Overhaul Kit |
| E4-100 | 250814 | Fluid Section seal Kit |
| | 250815 | Fluid Overhaul Kit |
| | 250816 | Bellows Replacement Kit |
| | 250817 | Cam Follower Bearing Kit |
| | 250818 | Linear Bearing |
| | 250819 | Main Bearing Overhaul Kit |

Please check the service bulletin for kit contents



High Pressure Fluid Pumps Binks

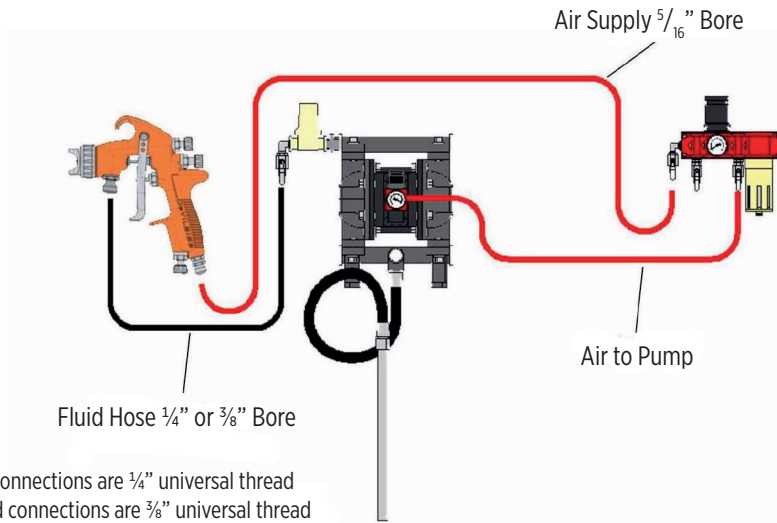


High Pressure Pump Air Motors Binks

| Fluid Pump | Kit Part No | Description |
|------------------------------------|---|---------------------------------------|
| FX4 FXL4 | MX4/12 MX4/32 MXL4/12 MXL4/32 | 0115-010221 Seal Kit (PTFE/Leather) |
| | | 0115-010223 Seal Kit (PTFE) |
| | | 0115-010225 Seal Kit (PTFE/UHMWPE) |
| | | 0115-010222 Repair Kit (PTFE/Leather) |
| | | 0115-010224 Repair Kit (PTFE) |
| | | 0115-010388 Repair Kit (PTFE/UHMWPE) |
| FX12/ FXL12 | MX12/12 MX12/31 MXL12/05 MXL12/12 MXL12/32 | 0115-010307 Repair Kit (PTFE/Leather) |
| | | 0115-010309 Repair Kit (PTFE) |
| | | 0115-010387 Repair Kit (PTFE/UHMWPE) |
| | | 0115-010306 Seal Kit (PTFE/Leather) |
| | | 0115-010308 Seal Kit (PTFE) |
| | | 0115-010303 Seal Kit (PTFE/UHMWPE) |
| | | FX190 |
| 250663 Seal Kit, PTFE/UHMWPE | | |
| 250670 Seal Kit, PTFE | | |
| 250671 Seal Kit, UHMWPE | | |
| 250690 Seal Kit, UHMWPE/Leather | | |
| 250664 Repair Kit, PTFE/Leather | | |
| 250665 Repair Kit, PTFE/UHMWPE | | |
| 250672 Repair Kit, PTFE | | |
| 250673 Repair Kit, UHMWPE | | |
| 250691 Repair Kit, UHMWPE/ Leather | | |
| FX220 | MX35/35 MX35/36 MX35/60 | 250658 Seal Kit, PTFE/Leather |
| | | 250659 Seal Kit, PTFE/UHMWPE |
| | | 250666 Seal Kit, PTFE |
| | | 250667 Seal Kit, UHMWPE |
| | | 250688 Seal Kit, UHMWPE/Leather |
| | | 250660 Repair Kit, PTFE/Leather |
| | | 250661 Repair Kit, PTFE/UHMWPE |
| | | 250668 Repair Kit, PTFE |
| | | 250669 Repair Kit, UHMWPE |
| | | 250689 Repair Kit, UHMWPE/ Leather |

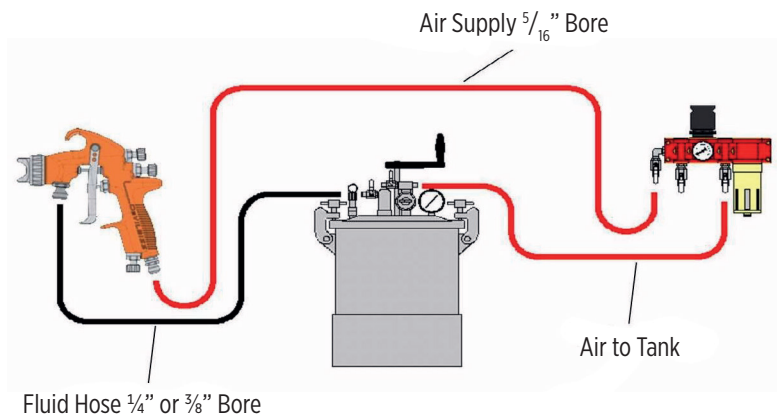
| Air Motor | Use with Pump | Part No | Description |
|-----------|--|--|-------------|
| AX55S | MX4/12/ MXL12/05 MXL4/12 | 0115-010216 Seal Kit | |
| | | 0115-010214 Repair Kit | |
| | | 0115-010226 Air Motor Valve Repair Kit | |
| | | 0115-010213 Hardware Kit | |
| AX85S | MX4/32 MX12/12 MXL4/32 MXL12/12 | 0115-010217 Seal Kit | |
| | | 0115-010215 Repair Kit | |
| | | 0115-010226 Air Motor Valve Repair Kit | |
| | | 0115-010213 Hardware Kit | |
| AX140S | MX12/31 MXL12/31 | 0115-010301 Repair Kit | |
| | | 0115-010226 Air Motor Valve Repair Kit | |
| | | 0115-010302 Seal Kit | |
| | | 0115-010300 Hardware Kit | |
| AX200L | MX35/36 MX30/42 | 250703 Seal Kit | |
| | | 250702 Cylinder seal kit | |
| | | 250649 Air Motor Valve Repair Kit | |
| | | 250701 Hardware Kit | |
| | | 250651 Exhaust Seal Kit | |
| AX260L | MX35/35 MX35/60 MX30/70 | 250645 Seal Kit | |
| | | 250648 Cylinder Seal Kit | |
| | | 250649 Air Motor Valve Repair Kit | |
| | | 250650 Hardware Kit | |
| | | 250651 Exhaust Seal Kit | |
| | | 194066 Motor Rod Kit | |

Typical Manual Spray Gun & Pump Hook Up



Air connections are 1/4" universal thread
Fluid connections are 3/8" universal thread

Typical Manual Spray Gun & Pressure Feed Tank Hook Up



Air connections are 1/4" universal thread
Fluid connections are 3/8" universal thread


Air & Fluid Hose recommendations:-

If the fluid hose is **under** 7.5m (25ft) in length use 1/4" bore fluid hose.

If the fluid hose is **over** 7.5m (25ft) in length use 3/8" bore fluid hose.

We recommend 5/16" bore air hose at all times for gun supply.

For best spray gun performance only original air hose connectors should be used to minimise air pressure loss - very important for Trans-Tech and HVLP guns.



Advance HD HVLP and Trans-Tech

| Part no. | |
|--------------|---|
| ADV-PXXX-YY | Advance HD Pressure, Trans-Tech, with ST ST tip/needle & air cap |
| ADV-PXXX-YY | Advance HD Pressure, HVLP, with ST ST tip/needle & air cap |
| ADV-PXXX-YYN | Advance HD Pressure, Trans-Tech, with Hardened tip/needle & air cap |
| ADV-PXXX-YYC | Advance HD Pressure, Trans-Tech, with Tungsten Carbide tip/needle & air cap |
| ADV-GXXX-YY | Advance HD Gravity, Trans-Tech, with ST ST tip/needle & air cap |
| ADV-GXXX-YY | Advance HD Gravity, HVLP, with ST ST tip/needle & air cap |
| ADV-GXXX-YYN | Advance HD Gravity, Trans-Tech, with Hardened tip/needle & air cap |
| ADV-GPXXX-YY | Advance HD Gravity, Trans-Tech, with Pressure assist gravity cup, ST ST tip/needle & air cap |
| ADV-GPXXX-YY | Advance HD Gravity, HVLP, with Pressure assist gravity cup, ST ST tip/needle & air cap |
| ADV-SXXX-YY | Advance HD Suction, Trans-Tech, with ST ST tip/needle & air cap |
| ADV-SXXX-YY | Advance HD Suction, HVLP, with ST ST tip/needle & air cap |

Advance HD Conventional

| Part no. | |
|--------------|---|
| ADV-PXXX-YY | Advance HD Pressure, Conventional with ST ST tip/needle & air cap |
| ADV-PXXX-YYN | Advance HD Pressure, Conventional, with Hardened tip/needle & air cap |
| ADV-PXXX-YYC | Advance HD Pressure, Conventional, with Tungsten Carbide tip/needle & air cap |
| ADV-GXXX-YY | Advance HD Gravity, Conventional, with ST ST tip/needle & air cap |
| ADV-GXXX-YYN | Advance HD Gravity, Conventional, with Hardened tip/needle & air cap |
| ADV-GPXXX-YY | Advance HD Gravity, Conventional, with Pressure assist gravity cup, ST ST tip/needle & air cap |
| ADV-SXXX-YY | Advance HD Suction, Conventional, with ST ST tip/needle & air cap |



Atomisation Type = Conventional HVLP Trans-Tech

Ordering Example:

ADV-GXXX-YY

Gun:
 ADV-G = Gravity
 ADV-GP = Gravity Pressure
 ADV-P = Pressure
 ADV-S = Suction

SP-100-510-K SP-200S-13-K
 Air cap Tip and needle



GFC-501
 Gravity cup kit for Advance HD Gravity



GFC-512-K
 Gravity Pressure Assist cup kit



KR-566-1-B
 Suction cup kit for Advance HD Suction



Extensions are available for Advanced HD Conventional Pressure. Please see Page 121 for details

Air Cap Selection Table

| Part no. XXX | Tip Ø in mm | | | | | | | | | | | |
|----------------|-------------|-----|------|-----|-----|--------|----------|----------|----------|----------|----------|-----|
| | 0.5 | 0.7 | 0.85 | 1.0 | 1.2 | 1.3 | 1.4 | 1.6 | 1.8 | 2.0 | 2.2 | 2.8 |
| SP-100-430-K | | | P | P | P G | P G GP | P G GP S | P G GP S | P G GP S | P G GP S | P G GP S | |
| SP-100-443-K | | | P | P | P G | P G GP | P G P S | P G P S | P G P S | P G P S | P G P S | |
| SP-100-462-K | | | | | | | | | | | P | P |
| SP-100-470-K | | | | | | | | | | | P | P G |
| SP-100-477-K | | | P | P | P | P | P | P | P | P | P | |
| SP-100-497-K | | | P | P | P | P | P | P | P | P | P | |
| SP-100-500R-K | | | P | P | P | P G | P | P G S | P G S | P G S | P G S | |
| SP-100-505-K | | | P | P | P | P G GP | P G GP | P G GP S | P G GP S | P G GP S | P G GP S | |
| SP-100-590HV-K | P | P | | P | | | | | | | | |
| SP-100-510-K | | | P | P | P | P G GP | P G GP | P G GP S | P G GP S | P G GP S | P G GP S | |
| SP-100-513-K | | | P | P | P G | P G GP | P G GP | P G GP S | P G GP S | P G GP S | P G GP S | |
| SP-100-515-K | | | P | P | P | P | P | P | P | P | P | |
| SP-100-520-K | | | P | P | P G | P G GP | P G GP | P G GP S | P G GP S | P G GP S | P G GP S | |
| SP-100-522-K | | | P | P | P | P | P | P | P | P | P | |
| SP-100-523-K | | | P | P | P | P | P | P | P | P | P | |
| SP-100-590-K | P | P | | P | | | | | | | | |
| SP-100-591-K | P | P | | P | | | | | | | | |

Atomisation Type = Conventional HVLP Trans-Tech

Gun = P = Pressure G = Gravity GP = Gravity Pressure S = Suction

Tip and Needle Selection Table

| Part no. YY | Order No - SP-....-K | | | | | | | | | | | |
|--------------|----------------------|----------------------|----------|---------------------------------|---------|---------|---------|---------|---------|---------|---------------------------------|----------------------|
| | 0.5 | 0.7 | 0.85 | 1.0 | 1.2 | 1.3 | 1.4 | 1.6 | 1.8 | 2.0 | 2.2 | 2.8 |
| Tip(SS) | 259S-05 ¹ | 259S-07 ¹ | 200S-085 | 200S-10 259S-10 ¹ | 200S-12 | 200S-13 | 200S-14 | 200S-16 | 200S-18 | 200S-20 | 200S-22 247S-22 ² | 247S-28 ² |
| Hardened Tip | | | | 200N-10 | 200N-12 | | 200N-14 | 200N-16 | 200N-18 | 200N-20 | 200N-22 247N-22 ² | 247N-28 ² |
| Carbide Tip | | | | | | | | | | | 247C-22 ² | 247C-28 ² |

| Part no. YY | Order No - ADV-....-K | | | | | | | | | | | |
|-----------------------|-----------------------|---------------------|---------|---------|----------------------|--------|---------|---------|---------|---------|---------|----------------------|
| | 0.5 | 0.7 | 0.85 | 1.0 | 1.2 | 1.3 | 1.4 | 1.6 | 1.8 | 2.0 | 2.2 | 2.8 |
| Needle (SS) | | | 310-085 | 310-10 | 310-12 | 310-13 | 310-14 | 310-16 | 310-18 | 310-20 | 310-22 | 310-28 |
| | 310-05 ¹ | 310-07 ¹ | | | | | | | | | | |
| Hardened Needle | | | | 310N-10 | 310N-12 | | 310N-14 | 310N-16 | 310N-18 | 310N-20 | 310N-22 | 310N-28 |
| Carbide Needle | | | | | | | | | | | 310C-22 | 310C-28 ² |
| Needle with nylon tip | | | | 310P-10 | 310P-12 ³ | | 310P-14 | | | | | |

¹ only for air caps 590/591 ² only for air caps 462/470 ³ ADV-310P-12-K

Advance HD Recommended Spares & Accessories



SN-402-K
Air Valve Assembly
for Advance HD P G S



SN-404-K
Packing spring and nut kit
for Advance HD G



SN-405-K5
Stud & Screw Set for
Advance HD P G S



SP-626-K5
Separator for Advance HD G S



ADV-401-K
Spreader valve assembly
for Advance HD P G S



KGP-5-K5
Filter (Pack of 5) for
Advance HD G



KR-484-K10
Filter (Pack of 10) for
Advance HD S



KR-115-K5
Drip check diaphragm
(Pack of 5) for Advance HD S

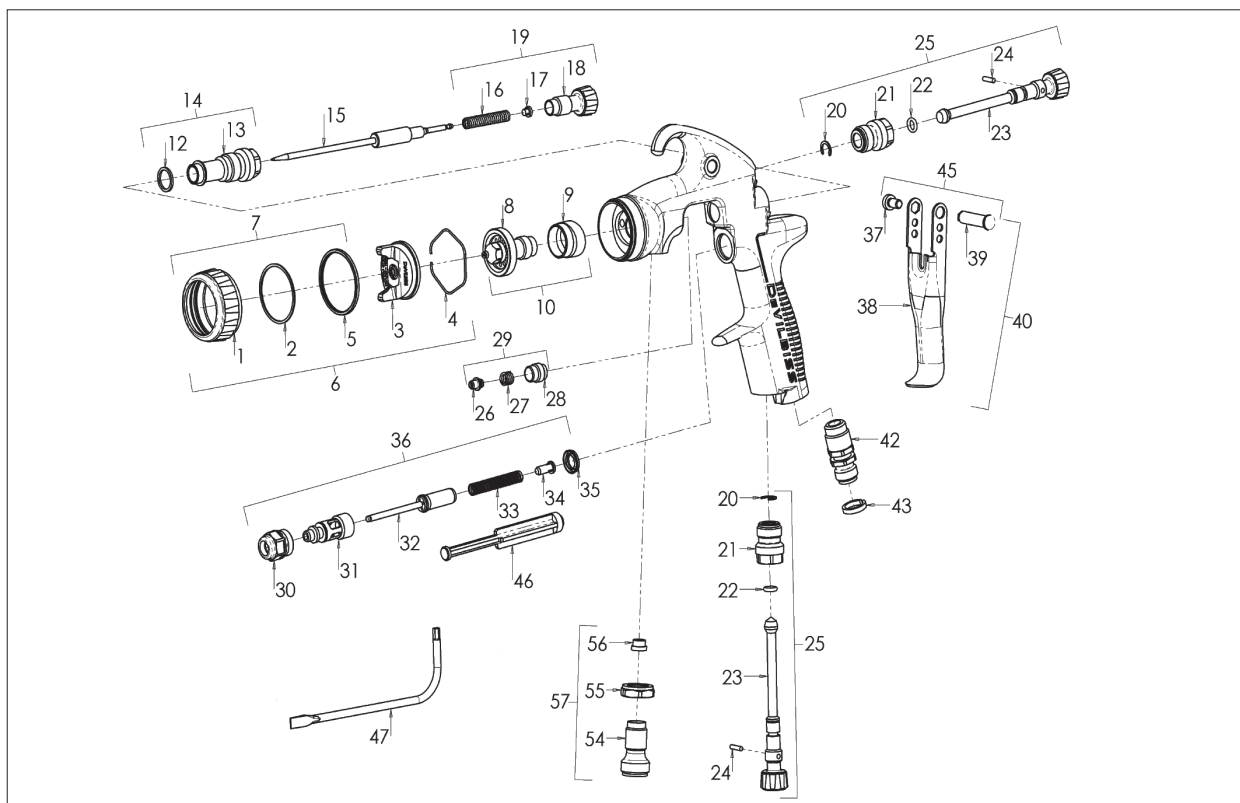


SN-6-K
Body bushing and seal for
Advance HD P G S



ADV-6-K
Fluid adjusting knob, spring & pad
kit for Advance HD P G S

Advance HD Pressure



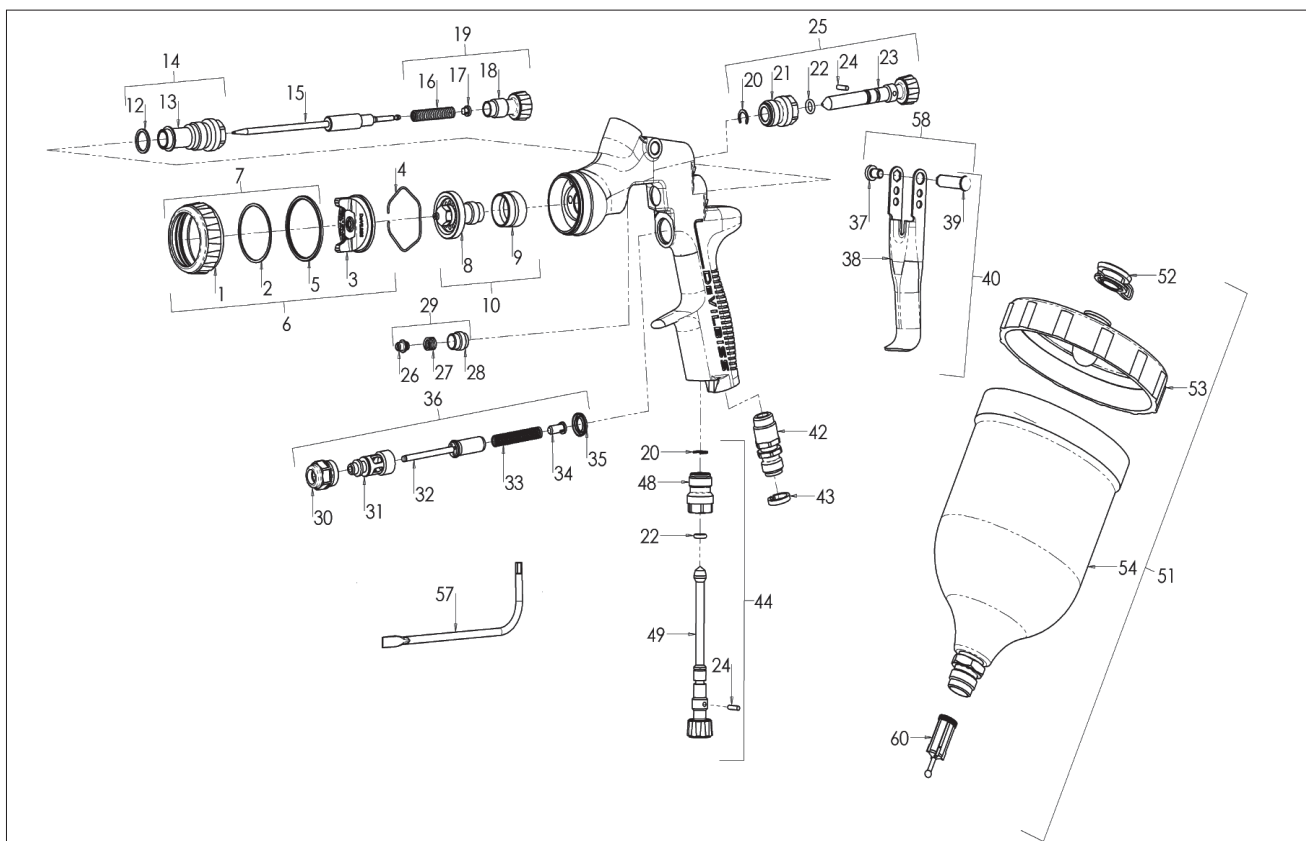
Spare Parts

| Ref. | Part no. | Description |
|------|-------------------|--|
| 1 | | Air cap retaining ring |
| 2 | | Slip ring |
| 3 | | Air cap |
| 4 | JGA-156-K5 | Air cap retaining ring |
| 5 | | Retaining ring seal |
| 6 | | Air cap and ring (see table) |
| 7 | ADV-403-K | Air cap retaining ring & seals |
| 8 | | Fluid nozzle (see table) |
| 9 | SP-626-K5 | Separator |
| 10 | | Fluid nozzle kit (see table) |
| 12* | | Body bushing seal |
| 13 | | Body bushing |
| 14 | SN-6-K | Body bushing & seal |
| 15 | | Fluid needle (see table) |
| 16* | | Needle spring |
| 17* | | Needle spring pad |
| 18 | | Fluid adjusting knob |
| 19 | ADV-6-K | Fluid adjusting knob, spring & pad kit |
| 20* | | Retaining Clip |
| 21* | | Spreader valve body |
| 22* | | Spreader valve seal |
| 23 | | Spreader valve adjusting knob |
| 24* | | Spreader valve pin |
| 25 | ADV-401-K | Spreader valve assembly |
| 26* | | Needle packing |
| 27* | | Packing spring |
| 28* | | Packing nut |
| 29 | SN-404-K | Packing spring & packing nut kit |

| Ref. | Part no. | Description |
|-------|-------------------|--|
| 29a** | ADV-406-K2 | Ceramic packing - kit of 2 |
| 30 | | Air valve body |
| 31 | | Air valve cage |
| 32 | | Air valve poppet |
| 33 | | Air valve spring |
| 34 | | Air valve spring pad |
| 35 | SN-34-K5 | Air valve seal |
| 36 | SN-402-K | Air valve assembly |
| 37* | | Trigger stud screw (T20 Torx) |
| 38 | | Trigger |
| 39* | | Trigger stud |
| 40 | SN-63-K | Trigger stud and screw set |
| 42 | SN-9-K | Air inlet |
| 43 | SN-26-K4 | Colour ID ring kit (4 colours) |
| 45 | SN-405-K5 | Stud and screw kit |
| 46 | | Air valve service tool |
| 47 | SPN-8-K2 | Torx key |
| 54 | | Fluid inlet connector |
| 55 | | Lock Nut |
| 56 | | Seal |
| 57 | ADV-7-K | Fluid inlet connector kit |
| | PRO-415-1 | Spray gun repair kit (items marked *) |
| | GTI-428-K5 | Seal and Pin Kit (kit of 5) items 20,22 & 24 |
| | SN-406 | Tool kit - Spanner, Torx Driver and Cleaning Brush |

**Supplied as standard with guns ordered with SP-100-470-K air cap and Tungsten Carbide needle and tip.

Advance HD Gravity

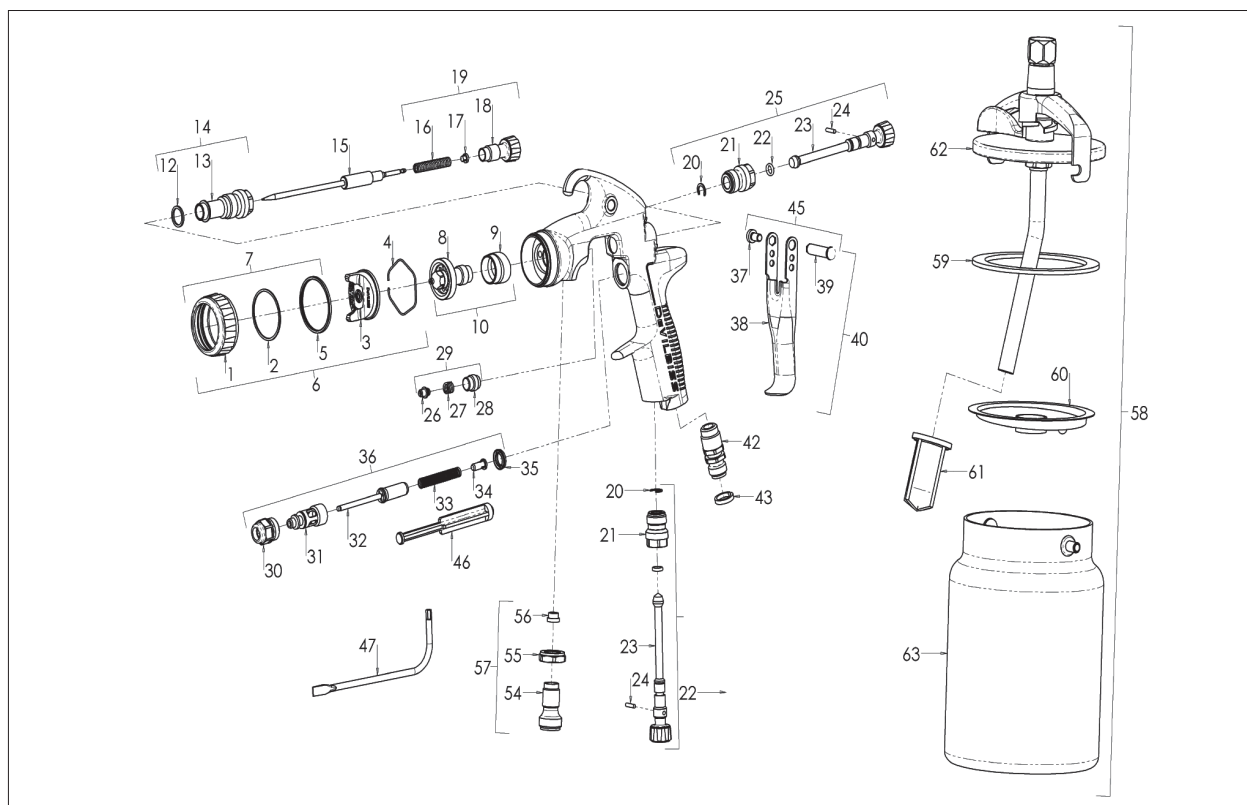


Spare Parts

| Ref. | Part no. | Description |
|------|-------------------|--|
| 1 | | Air cap retaining ring |
| 2 | | Slip ring |
| 3 | | Air cap |
| 4 | JGA-156-K5 | Air cap retaining ring |
| 5 | | Retaining ring seal |
| 6 | | Air cap and ring (see table) |
| 7 | ADV-403-K | Air cap retaining ring & seals |
| 8 | | Fluid nozzle (see table) |
| 9 | SP-626-K5 | Separator |
| 10 | | Fluid nozzle kit (see table) |
| 12* | | Body bushing seal |
| 13 | | Body bushing |
| 14 | SN-6-K | Body bushing & seal |
| 15 | | Fluid needle (see table) |
| 16* | | Needle spring |
| 17* | | Needle spring pad |
| 18 | | Fluid adjusting knob |
| 19 | ADV-6-K | Fluid adjusting knob, spring & pad kit |
| 20* | | Retaining Clip |
| 21* | | Spreader valve body |
| 22* | | Spreader valve seal |
| 23 | | Spreader valve adjusting knob |
| 24* | | Spreader valve pin |
| 25 | ADV-402-K | Spreader valve assembly |
| 26* | | Needle packing |
| 27* | | Packing spring |
| 28* | | Packing nut |
| 29 | SN-404-K | Packing spring & packing nut kit |
| 30 | | Air valve body |

| Ref. | Part no. | Description |
|------|-------------------|--|
| 31 | | Air valve cage |
| 32 | | Air valve poppet |
| 33 | | Air valve spring |
| 34 | | Air valve spring pad |
| 35 | SN-34-K5 | Air valve seal |
| 36 | SN-402-K | Air valve assembly |
| 37* | | Trigger stud screw (T20 torx) |
| 38 | | Trigger |
| 39* | | Trigger stud |
| 40 | SN-63-K | Trigger stud and screw set |
| 42 | SN-9-K | Air inlet |
| 43 | SN-26-K4 | Colour ID ring kit (4 colours) |
| 44 | ADV-401-K | Airflow valve |
| 48 | | Valve body |
| 49 | | Valve stem |
| 51 | GFC-501 | Gravity cup kit |
| 52 | GFC-2-K5 | Drip check lid (kit of 5) |
| 53 | GFC-402 | Gravity cup lid |
| 54 | | Gravity cup |
| 56 | | Air valve service kit |
| 57 | SPN-8-K2 | Torx key |
| 58 | SN-405-K5 | Stud and screw kit |
| 59 | | Spanner |
| 60 | KGP-5-K5 | Filter (Pack of 5) |
| | PRO-415-1 | Spray gun repair kit (items marked *) |
| | GTI-428-K5 | Seal and Pin Kit (kit of 5) items 20,22 &24 |
| | SN-406 | Tool kit - Spanner, Torx Driver and Cleaning Brush |

Advance HD Suction



Spare Parts

| Ref. | Part no. | Description |
|------|-------------------|--|
| 1 | | Air cap retaining ring |
| 2 | | Slip ring |
| 3 | | Air cap |
| 4 | JGA-156-K5 | Air cap retaining ring |
| 5 | | Retaining ring seal |
| 6 | | Air cap and ring (see table) |
| 7 | ADV-403-K | Air cap retaining ring & seals |
| 8 | | Fluid nozzle (see table) |
| 9 | SP-626-K5 | Separator |
| 10 | | Fluid nozzle kit (see table) |
| 12* | | Body bushing seal |
| 13 | | Body bushing |
| 14 | SN-6-K | Body bushing & seal |
| 15 | | Fluid needle (see table) |
| 16* | | Needle spring |
| 17* | | Needle spring pad |
| 18 | | Fluid adjusting knob |
| 19 | ADV-6-K | Fluid adjusting knob, spring & pad kit |
| 20* | | Retaining Clip |
| 21* | | Spreader valve body |
| 22* | | Spreader valve seal |
| 23 | | Spreader valve adjusting knob |
| 24* | | Spreader valve pin |
| 25 | ADV-401-K | Spreader valve assembly |
| 26* | | Needle packing |
| 27* | | Packing spring |
| 28* | | Packing nut |
| 29 | SN-404-K | Packing spring & packing nut kit |
| 30 | | Air valve body |

| Ref. | Part no. | Description |
|------|-------------------|--|
| 31 | | Air valve cage |
| 32 | | Air valve poppet |
| 33 | | Air valve spring |
| 34 | | Air valve spring pad |
| 35 | SN-34-K5 | Air valve seal |
| 36 | SN-402-K | Air valve assembly |
| 37* | | Trigger stud screw (T20 torx) |
| 38 | | Trigger |
| 39* | | Trigger stud |
| 40 | SN-63-K | Trigger stud and screw set |
| 42 | SN-9-K | Air inlet |
| 43 | SN-26-K4 | Colour ID ring kit (4 colours) |
| 45 | SN-405-K5 | Stud and screw kit |
| 46 | | Air valve service tool |
| 47 | SPN-8-K2 | Torx key |
| 54 | | Fluid inlet connector |
| 55 | | Lock Nut |
| 56 | | Seal |
| 57 | ADV-7-K | Fluid inlet connector kit |
| 58 | KR-566-1-B | Suction cup complete with lid |
| 59 | KR-11-K3 | Cup lid gasket - kit of 3 |
| 60 | KR-115-K5 | Drip check diaphragm - kit of 5 |
| 61 | KR-484-K10 | Filter - Kit of 10 |
| 62 | KR-4001-B | Lid assembly |
| 63 | KR-466-K | Cup |
| | PRO-415-1 | Spray gun repair kit (items marked *) |
| | GTI-428-K5 | Seal and Pin Kit (kit of 5) items 20,22 & 24 |
| | SN-406 | Tool kit - Spanner, Torx Driver and Cleaning Brush |

GTi Pro Lite



| Part no. | |
|-----------------------|--|
| PROLT-PTEXX-YY | GTi Pro Lite Pressure, Trans-Tech* with tip/needle & air cap |
| PROLT-GTEXX-YY | GTi Pro Lite Gravity, Trans-Tech* with tip/needle & air cap |
| PROLT-GHVXX-YY | GTi Pro Lite Gravity, HVLP, with tip/needle & air cap |
| PROLT-STEXX-YY | GTi Pro Lite Suction, Trans-Tech* with tip/needle & air cap |
| PROLT-SHVXX-YY | GTi Pro Lite Suction, HVLP, with tip/needle & air cap |

GTi Pro Lite Air Cap Selection Table


| Part no. XXXX | Tip Ø in mm | | | | | | | |
|-----------------------|-------------|-----|-----|-----|-----|-----|-----|-----|
| | 0.85 | 1.0 | 1.2 | 1.3 | 1.4 | 1.6 | 1.8 | 2.0 |
| PRO-100-HV30-K | | | G | G | PG | PGS | PGS | GS |
| PRO-100-TE10-K | P | P | PG | G | PG | PGS | PGS | GS |
| PRO-100-TE20-K | P | P | PG | G | PG | PGS | PGS | GS |
| PRO-100-TE30-K | P | P | P | | P | P | P | |
| PRO-100-TE40-K | P | P | P | | P | P | P | |

GTi Pro Lite Tip and Needle Selection Table

| Part no. YY | Order No - PRO-...-...-K | | | | | | | |
|--------------------------|--------------------------|--------|-----------|--------|--------|-----------|--------|--------|
| | 0.85 | 1.0 | 1.2 | 1.3 | 1.4 | 1.6 | 1.8 | 2.0 |
| Tip - Pressure | 205-085 | 205-10 | 205-12 | | 205-14 | 205-16 | 205-18 | |
| Tip - Gravity | | | 200-12 | 200-13 | 200-14 | 200-16 | 200-18 | 200-20 |
| Tip - Suction | | | | | | 200-16 | 200-18 | 200-20 |
| Needle - Pressure | 320-085-10 | | 320-12-14 | | | 320-16-18 | | |
| Needle - Gravity | | | PRO-301-K | | | PRO-303-K | | |
| Needle - Suction | | | | | | PRO-325-K | | |

Atomisation Type = Conventional HVLP Trans-Tech

GTi Pro Lite Recommended Spares & Accessories



PRO-470
Spray Gun Repair Kit for GTi Pro Lite



GTI-428-K5
Seal & Pin Kit (Set of 5) for GTi Pro Lite



PRO-471
Air Valve Kit for GTi Pro Lite



SN-404-K
Packing spring and packing nut for GTi Pro Lite



SN-69-K
Spray Head and Seal Kit for GTi Pro Lite



KGP-5-K5
Filter (Pack of 5) for GTi Pro Lite G



KR-484-K10
Filter (Pack of 10) for GTi Pro Lite S



KR-115-K5
Drip check diaphragm (Pack of 5) for GTi Pro Lite S



GFC-501
Gravity Cup Kit for GTi Pro Lite G



KR-566-1-B
Suction Cup Kit for GTi Pro Lite S

Ordering Example:

PROLT-XXXX-YY

P = Pressure
G = Gravity
S = Suction

PRO-100-TE10-K
Air cap

RRO-205-10-K = Tip



PRO Lite E - Conventional

| Part no. | |
|-----------------------|--|
| PROLT-ECXX-YY | PRO Lite Pressure E, Conventional with ST/ST tip/needle & air cap |
| PROLT-ECXX-YYN | PRO Lite Pressure E, Conventional with Hardened tip/needle & air cap |
| PROLT-ECXX-YYC | PRO Lite Pressure E, Conventional, with Tungsten Carbide tip/needle & air cap |

Atomisation Type = Conventional HVLP Trans-Tech *High Efficiency

Pro Lite E Air Cap Selection Table

| Part no. XX | 1.4 | 1.8 | 2.2 | 2.8 |
|-----------------------|-----|-----|-----|-----|
| PROC-120-C62-K | | | | ● |
| PROC-120-C64-K | | | ● | |
| PROC-120-C67-K | ● | ● | | |


Pro Lite E Tip And Needle Selection Table

| Part no. YY | Order No | | | |
|---------------------|---------------|---------------|---------------|---------------|
| | 1.4 | 1.8 | 2.2 | 2.8 |
| Tip(SS) | PRO-250-14-K | PRO-250-18-K | PRO-250-22-K | PRO-250-28-K |
| Hardened Tip | PRO-250N-14-K | PRO-250N-18-K | PRO-250N-22-K | PRO-250N-28-K |
| Tungsten Tip | | PRO-250C-18 | PRO-250C-22 | PRO-250C-28 |

| Part no. YY | Order No | | | |
|------------------------|------------------|------------------|------------------|---------------|
| | 1.4 | 1.8 | 2.2 | 2.8 |
| Needle (SS) | PRO-350-18-22-K | PRO-350-18-22-K | PRO-350-18-22-K | PRO-350-28-K |
| Hardened Needle | PRO-350N-18-22-K | PRO-350N-18-22-K | PRO-350N-18-22-K | PRO-350N-28-K |
| Tungsten Needle | | PRO-350C-18-22 | PRO-350C-18-22 | PRO-350C-28 |

Note - Pro Lite E spray guns are only for use on ceramic/enamel water based materials only

Pro Lite E Recommended Spares & Accessories



PRO-470
Spray Gun Repair Kit for GTI Pro Lite E



GTI-428-K5
Seal & Pin Kit (Set of 5) for GTI Pro Lite E



PRO-471
Air Valve Kit for GTI Pro Lite E



SP-617-CR-K
Trigger Stud & Screw Set for GTI Pro Lite E



PRO-408-BL-K
Spreader Valve Assembly for GTI Pro Lite E



PRO-407-BL-K - p.o.a
Cheater Valve Assembly for GTI Pro Lite E



For spray gun air & fluid hoses see Page 114




For universal gun cleaning kits see accessories on Page 127

Ordering Example:



JGA & GFG Pro Conventional



| Part no. | |
|--------------------------|---|
| JGAPPRO-XX-YY JGA | Pro Pressure, Conventional, with tip/needle & air cap |
| GFGPRO-XX-YY GFG | Pro Gravity, Conventional, with tip/needle & air cap |
| JGASPRO-XX-YY JGA | Pro Suction, Conventional, with tip/needle & air cap |

JGA Pro Air Cap Selection Table

| Part no. XX | Tip Ø in mm | | | | | |
|---------------|-------------|-----|-----|-----|-----|-----|
| | 0.85 | 1.0 | 1.2 | 1.4 | 1.6 | 1.8 |
| PROC-120-C1-K | P | P | P | P S | P S | P S |
| PROC-120-C2-K | P | P | P | P S | P S | P S |
| PROC-120-C3-K | P | P | P | P | P | P |

JGA Pro Tip And Needle Selection Table

| Part no. YY | Order No. | | | | | |
|-------------------|------------------|------------------|-----------------|-----------------|---------------|---------------|
| | 0.85 | 1.0 | 1.2 | 1.4 | 1.6 | 1.8 |
| Tip (P) | PROC-230-085-K | PROC-230-10-K | PROC-230-12-K | PROC-230-14-K | PROC-220-16-K | PROC-220-18-K |
| Tip (S) | | | | PROC-220-14-K | | |
| Needle (P) | PRO-305-085-10-K | PRO-305-085-10-K | PRO-305-12-14-K | PRO-305-12-14-K | JGAPRO-330-K | JGAPRO-330-K |
| Needle (S) | | | | JGAPRO-330-K | | |

GFG Pro Air Cap Selection Table


| Part no. XX | Tip Ø in mm | | |
|---------------|-------------|-----|-----|
| | 1.4 | 1.6 | 1.8 |
| PROC-120-C1-K | ● | ● | ● |
| PROC-120-C2-K | ● | ● | ● |

GFG Pro Tip And Needle Selection Table

| Part no. YY | Order No. | | |
|---------------|---------------|---------------|---------------|
| | 1.4 | 1.6 | 1.8 |
| Tip | PROC-220-14-K | PROC-220-16-K | PROC-220-18-K |
| Needle | | GFGPRO-320-K | |

Atomisation Type = Conventional HVLP Trans-Tech


JGA & GFG Pro Recommended Spares & Accessories



PRO-415-1
Spray Gun Repair Kit for JGA & GFG Pro



GTI-428-K5
Seal & Pin Kit (Set of 5) for JGA & GFG Pro



SN-402-K
Air Valve Assembly for JGA & GFG Pro



SN-404-K
Packing Spring & Nut Kit for JGA & GFG Pro



SN-6-K
Body bushing and seal for JGA & GFG Pro



KR-566-1-B
Suction cup kit for JGA Pro Suction



GFC-501
Gravity cup kit for GFG Pro



KGP-5-K5
Filter (Pack of 5) for GFG Pro



KR-484-K10
Filter (Pack of 10) for JGA Pro Suction



KR-115-K5
Drip check diaphragm (Pack of 5) for JGA Pro Suction

Ordering Example:

JGAPPRO-XX-YY

Gun
P = Pressure
S = Suction

PROC-120-C3-K Air cap

PROC-220-16-K Tip

GFGPRO-XX-YY

Gun

PROC-120-C1-K Air cap

PROC-220-14-K Tip



JGA Ceramic Conventional

| Part no. | |
|-----------------|--|
| JGA-XXXXX-YYYY | JGA Ceramic Pressure, Conventional, with ST ST tip/needle & air cap |
| JGA-XXXXX-YYYYN | JGA Ceramic Pressure, Conventional, with Hardened tip/needle & air cap |
| JGA-XXXXX-YYYYC | JGA Ceramic Pressure, Conventional, with Tungsten Carbide tip/needle & air cap |

JGA Air Cap Selection Table

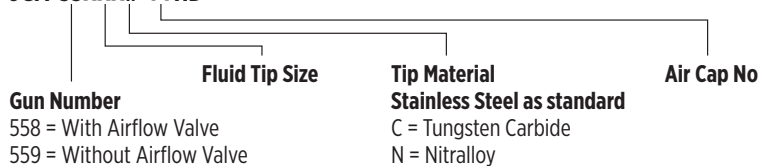
| Part no. YY | Tip Ø in mm | | |
|--------------|-------------|---------|----------|
| | 1.8 - E | 2.2 - D | 2.8 - AC |
| MB-4039-62HD | | | ● |
| MB-4039-64HD | | ● | |
| MB-4039-67HD | ● | | |
| MB-4039-69HD | | ● | |

JGA Tip And Needle Selection Table

| Part no. XX | Order No. | | |
|-------------------|------------------|-----------------|---------------|
| | 1.8 - E | 2.2 - D | 2.8 - AC |
| Tip - ST ST | AV-645-E | AV-645-D | AV-645-AC |
| Needle - ST ST | JGA-421-E-K | JGA-421-DEX-K | JGA-421-C-K |
| Tip - Hardened | AV-611-EE | AV-611-D | AV-611-AC |
| Needle - Hardened | JGA-402-NADEEE-K | JGA-402-NADEX-K | JGA-402-NAC-K |
| Tip - Carbide | AV-1415-EE-K | AV-1415-D-K | AV-1415-AC-K |
| Needle - Carbide | JGA-409-DEEE | JGA-409-D | JGA-409-AC |

Atomisation Type = Conventional HVLP Trans-Tech

Ordering Example: JGA-55XXX#-YYHD





Ecco 65S Ceramic HVLP

| Part no. | Description |
|-----------------------------|---|
| E 65S XXXX GXX PXXX | Ecco 65AS Pressure, HVLP, with ST ST tip, ST ST needle & air cap |
| E 65S XXXX GXX XXX | Ecco 65AS Pressure, HVLP, with TC tip, TC needle & air cap |
| E 65S XXXX GHXX HXXX | Ecco 65AS Pressure, HVLP, with ST ST tip, TC needle & air capFIX4 |
| E 65S TXXX GXX PXXX | Ecco 65AS Pressure, HVLP, with ST ST tip, ST ST needle & air cap |
| E 65S TXXX GXX XXX | Ecco 65AS Pressure, HVLP, with TC tip, TC needle & air cap |
| E 652S XXXX XX PXXX | Ecco 65AS Pressure, HVLP, with ST ST tip, TC needle & air capFIX4 |
| E 652S XXXX XX XXX | Ecco 65AS Pressure, HVLP, with ST ST tip, ST ST needle & air cap |

| Part no. | Pat number description | Product |
|-------------------|--------------------------------|--------------|
| 8611654009 | E65S_6509_G0,9_P007 | Top Assembly |
| 8611654011 | E65S_6511_G1,1_P007 | Top Assembly |
| 8611654014 | E65S_6514_G1,4_P07 | Top Assembly |
| 8611654018 | E65S_6518_G1,8_P07 | Top Assembly |
| 8611654021 | E65S_6521_G2,1_P07 | Top Assembly |
| 8611654074 | SPRAY GUN E65SL_6509_1,4_07 | Top Assembly |
| 8611654084 | E65S_T278_F1,6_07 | Top Assembly |
| 8611654097 | E65S_6514_G1,4_P07 | Top Assembly |
| 8611654414 | E652S_6514_G1,4_07 | Top Assembly |
| 8611654809 | E65S_6509_G0,9_007 | Top Assembly |
| 8611654811 | E65S_6511_G1,1_007 | Top Assembly |
| 8611654812 | E65S_6511_G1,2_007 | Top Assembly |
| 8611654814 | E65S_6514_G1,4_07 | Top Assembly |
| 8611654815 | E65S_T260_G1,4_07 | Top Assembly |
| 8611654816 | ECCO 65S 1.6MM 07 HVLP | Top Assembly |
| 8611654818 | E65S_6518_G1,8_07 | Top Assembly |
| 8611654821 | E65S_6521_G2,1_07 | Top Assembly |
| 8611654822 | E65S_6518_GH1,8_H07 | Top Assembly |
| 8611654829 | E65S_P6527_P1,8_P07 | Top Assembly |
| 8611654896 | E65S_T278_G1,4_07_SCA41 | Top Assembly |
| 8611654898 | E65S_T272_1,8_1807 STADELMAIER | Top Assembly |



Ecco E40S Conventional

| Part no. | Description |
|----------------------------|---|
| E 40S XXX XX PXXX | Ecco 40S Suction, Conventional, with ST ST tip, Plastic needle & air cap |
| E 40S TXXX XX PXXX | Ecco 40S Pressure, Conventional, with ST ST tip, Plastic needle & air cap |
| E 40S TXXX XX PXXX | Ecco 40S Pressure, Conventional, with ST ST tip, Plastic needle & air cap |
| E 40S TXXX XX XXX | Ecco 40S Pressure, Conventional, with ST ST tip, ST ST needle & air cap |
| E 40S TXXX HXX HXXX | Ecco 40S Pressure, Conventional, with TC tip, TC needle & air cap |
| E 401S XXX XX PXXX | Ecco 40S Suction, Conventional, with ST ST tip, Plastic needle, air cap & suc. cup |
| E 402S XXX XX PXXX | Ecco 40S Gravity, Conventional, with ST ST tip, Plastic needle, air cap & grav. cup |
| E 402S XXX XX XXX | Ecco 40S Gravity, Conventional, with ST ST tip, ST ST needle, air cap & grav. cup |
| E 402S XXX HXX HXXX | Ecco 40S Gravity, Conventional, with TC tip, TC needle, air cap & grav. cup |

| Part no. | Pat number description | Designation | Product |
|-------------------|----------------------------|--|--------------|
| 8611400013 | E40S_273_1,3_P07 | Suction Tip SS Needle PA | Top Assembly |
| 8611400015 | E40S_273_1,5_P07 | Suction Tip SS Needle PA | Top Assembly |
| 8611400018 | E40S_271_1,8_P07 | Suction Tip SS Needle PA | Top Assembly |
| 8611401018 | E401S_271_1,8_P07 | Suction Tip SS Needle PA + Suction cup | Top Assembly |
| 8611402018 | E402S_271_1,8_P07 | Gravity Tip SS Needle PA + Gravity cup | Top Assembly |
| 8611402038 | E402S_275_1,8_P07 | Gravity Tip SS Needle PA + Gravity cup | Top Assembly |
| 8611402921 | E402SH_375_H2,1_H07 | Gravity Tip TC Needle TC + Gravity cup | Top Assembly |
| 8611404011 | E40S_T278_1,1_P007 | Suction Tip SS Needle PA | Top Assembly |
| 8611404013 | E40S_T272_1,3_P07 | Suction Tip SS Needle PA | Top Assembly |
| 8611404015 | E40S_T272_1,5_P07 | Suction Tip SS Needle PA | Top Assembly |
| 8611404016 | E40S_T297_1,5_P07 | Suction Tip SS Needle PA | Top Assembly |
| 8611404018 | E40S_T272_1,8_P07 | Suction Tip SS Needle PA | Top Assembly |
| 8611404021 | E40_T374_2,1_P07 | Suction Tip SS Needle PA | Top Assembly |
| 8611404027 | E40S_T474_2,7_P07 | Suction Tip SS Needle PA | Top Assembly |
| 8611404311 | E40S_T278_1,1_007 | Suction Tip SS Needle PA | Top Assembly |
| 8611404313 | E40S_T272_1,3_07 | Suction Tip SS Needle SS | Top Assembly |
| 8611404315 | E40S_T272_1,5_07 | Suction Tip SS Needle SS | Top Assembly |
| 8611404318 | E40S_T272_1,8_07 | Suction Tip SS Needle SS | Top Assembly |
| 8611404321 | E40S_T374_2,1_07 | Suction Tip SS Needle SS | Top Assembly |
| 8611404327 | E40S_T474_2,7_07 | Suction Tip SS Needle SS | Top Assembly |
| 8611404535 | E40S_M370_M1,5_07 | Suction Tip SS Needle SS | Top Assembly |
| 8611404591 | E40S_T278_1,1_P1107_ACRING | Suction Tip SS Needle PA | Top Assembly |
| 8611404913 | E40S_T272_H1,3_H07 | Suction Tip TC Needle TC | Top Assembly |
| 8611404914 | E40S_T274_H1,3_H07 | Suction Tip TC Needle TC | Top Assembly |
| 8611404918 | E40S_T272_H1,8_H07 | Suction Tip TC Needle TC | Top Assembly |
| 8611404921 | E40S_T374_H2,1_H07 | Suction Tip TC Needle TC | Top Assembly |
| 8611404922 | E 40S_375_H2,1_H07 | Suction Tip TC Needle TC | Top Assembly |
| 8611404927 | E40S_T474_H2,7_H07 | Suction Tip TC Needle TC | Top Assembly |



SRI Pro Lite Trans-Tech/HVLP

Part no.

| | |
|-----------------------|---|
| SRIPROL-HV5-YY | SRI Pro Lite Gravity, HVLP, with tip/needle & air cap |
| SRIPROL-TE5-YY | SRI Pro Lite Gravity, Trans-Tech, with tip/needle & air cap |
| SRIPROL-MC1-06 | SRI Pro Lite Gravity, Trans-Tech, with tip/needle & Micro air cap |

SRI Pro Lite Air Cap Selection Table


| Part No.X | Tip Ø in mm | | | | |
|-------------------------------|-------------|-----|-----|-----|-----|
| | 0.6 | 0.8 | 1.0 | 1.2 | 1.4 |
| SRIPRO-102-HV5-K | | ● | ● | ● | ● |
| SRIPRO-102-TE5-K | | ● | ● | ● | ● |
| SRIPRO-102-RS1-K Round | | ● | ● | ● | ● |
| SRIPRO-102-MC1-K Micro | ● | | | | |

SRI Pro Lite Tip And Needle Selection Table

| Part No. YY | Order No- SRIPRO-...-...-K | | | | |
|---------------|----------------------------|--------------------|-----------------|--------------------|-----------------|
| | 0.6 | 0.8 | 1.0 | 1.2 | 1.4 |
| Tip | SRIPRO-210-06M-K | SRIPRO-200-08-K | SRIPRO-200-10-K | SRIPRO-200-12-K | SRIPRO-200-14-K |
| Needle | SRIPRO-310-06M-K | SRIPRO-300-08-10-K | | SRIPRO-300-12-14-K | |

Atomisation Type = Conventional HVLP Trans-Tech

SRI Pro Lite Recommended Spares & Accessories



PRO-415-1
Spray Gun Repair Kit for SRI Pro Lite



GTI-428-K5
Seal & Pin Kit (Set of 5) for SRI Pro Lite



SN-402-K
Air Valve Assembly for SRI Pro Lite




SN-404-K
Packing Spring and Nut for SRI Pro Lite



SN-405-K5
Stud and Screw kit for SRI Pro Lite




SN-6-K
Body Bushing and Seal for SRI Pro Lite



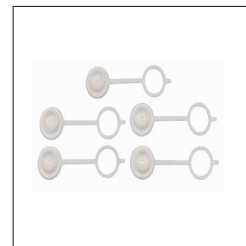
SN-423-K3
Spring & pad kit for SRI Pro Lite



PRO-408-K
Air Flow Valve for SRI Pro Lite



SN-26-K4
Colour ID ring kit (4 colours) for SRI Pro Lite



GFC-2-K5
Drip check lid (kit of 5) for SRI Pro Lite



SRI-510
Gravity Cup for SRI Pro Lite

Ordering example

SRIPROL-XXX-YY

Gun

SRIPRO-102-TE5-K
Air cap

SRIPRO-200-08-K
Tip



FLG-5 Trans-tech

| Part no. | |
|------------------|---|
| FLG-P5-14 | FLG-5 Pressure, Trans-Tech, with air cap no 622 and 1.4mm fluid needle |
| FLG-G5-14 | FLG-5 Gravity, Trans-Tech, with 0.6l gravity cup, air cap no 5 and 1.4mm fluid needle |
| FLG-G5-18 | FLG-5 Gravity, Trans-Tech, with 0.6l gravity cup, air cap no 5 and 1.8mm fluid needle |
| FLG-S5-18 | FLG-5 Suction, Trans-Tech, with 1 l suction cup, air cap no 5 and 1.8mm fluid needle |

Air Cap Selection Table

| Part no. | Tip Ø in mm | | |
|-------------|-------------|-----|-----|
| | 1.4 | 1.8 | 2.0 |
| FLG-1-622-K | P | | |
| FLG-1-5-K | G | GS | G |

Tip And Needle Selection Table

| Part no. | 1.4 | 1.8 | 2.0 |
|---------------|-------------------------|------------------------|---------------------|
| | Tip | SGK-12-14-K | SGK-14-18-K |
| Needle | SGK-402-14-K - Pressure | SGK-418 -K- Gravity | SGK-420-K - Gravity |
| | SGK-414-K - Gravity | SGK-430-18-K - Suction | |

Atomisation Type = Conventional HVLP Trans-Tech

FLG-5 Recommended Spares & Accessories



K-5044
Replacement seal, air distributing ring and seal ring for FLG-5 P



K-5032
Replacement air distributing ring kit for FLG-5 P



K-5040
Seal & air distributing ring kit for FLG-5 G S



K-5030
Air distributing ring kit for FLG-5 G S



GFC-501
Gravity cup kit for FLG-5 G



KGP-5-K5 -
Filter (Pack of 5) for FLG-5 G



GFC-402 -
Lid Assembly for FLG-5 G



K-5370 -
Needle Packing for FLG-5 P G S



HAV-501-
In-line Air Adjusting for FLG-5 P G S



KK-4584
Professional spray gun cleaning kit for FLG-5 P G S



CSpray Conventional

| Part no. | |
|---------------------|--|
| ADV-PCDT-10 | CSpray Pressure, Conventional, with a 1.0mm ST ST tip/needle & CDT air cap |
| ADV-PCDT-12 | CSpray Pressure, Conventional, with a 1.2mm ST ST tip/needle & CDT air cap |
| ADV-PCDT-14 | CSpray Pressure, Conventional, with a 1.4mm ST ST tip/needle & CDT air cap |
| ADV-PCDT-16 | CSpray Pressure, Conventional, with a 1.6mm ST ST tip/needle & CDT air cap |
| ADV-GCDTG-10 | CSpray Gravity, Conventional, with a 1.0mm ST ST tip/needle & CDT air cap |
| ADV-GCDTG-12 | CSpray Gravity, Conventional, with a 1.2mm ST ST tip/needle & CDT air cap |
| ADV-GCDTG-14 | CSpray Gravity, Conventional, with a 1.4mm ST ST tip/needle & CDT air cap |
| ADV-GCDTG-16 | CSpray Gravity, Conventional, with a 1.6mm ST ST tip/needle & CDT air cap |

2100 VT Conventional

| Part no. | |
|--------------------|---|
| 2101-4909-5 | 2100 Pressure spray gun, conventional with 67VT tungsten carbide nozzle / needle and 67PB air cap |

MACH1 PCX HVLP

| Part no. | |
|--------------------|---|
| 6907-2801-7 | MACH1 PCX Pressure spray gun, HVLP with 92PC air cap and injector |

Injector selection table

| Size inches | | Part No. |
|-------------|----------|-----------------|
| .013 | Injector | 102-2851 |
| .016 | Injector | 102-2852 |
| .020 | Injector | 102-2853 |

JJ Gun Trans-Tech

| Part no. | |
|---------------------|---|
| JJ-205-1.0-P | JJ Pressure spray gun, Trans Tech with 205 air cap and 1.0mm nozzle |
| JJ-243-1.3-G | JJ Gravity spray gun, Trans Tech with 243 air cap and 1.3mm nozzle |
| JJ-243-1.3-S | JJ Suction spray gun, Trans Tech with 243 air cap and 1.3mm nozzle |

SLG-650 Compliant/HVLP Spray Gun Kit

| Part no. | |
|----------------|--|
| SLG-650 | General Purpose Trans-Tech gravity spray gun with 0.6l cup and 1.3mm tip/needle, HVLP Touch Up spray gun with 0.25l cup and 1.0mm tip/needle. The kit is supplied in a case complete with additional 1.8mm tip/needle, cleaning brushes, wrench and air adjusting valve with gauge |

DAGR Airbrush

| Part no. | |
|--------------------|--|
| DGR-501G-35 | DAGR gravity airbrush - 0.35mm - 9cc cup/lid |
| DGR-123 | 3m (10') braided nylon air hose with ¼" swivel connections |
| DGR-121K | Repair kit - O-rings, needle spring and washers |

HAV-501 In-Line Air Adjusting Valve

| Part no. | |
|------------------|-----------------------------|
| HAV-501-B | In-line air adjusting valve |

Atomisation Type = Conventional HVLP Trans-Tech



AG-361 Trans-Tech/HVLP

| Part no. | |
|-----------------------|---|
| AG361-TEXX-YY | AG-361 Automatic gun, Trans-Tech, with ST ST tip/needle & air cap |
| AG361-TEXX-YYN | AG-361 Automatic gun, Trans-Tech, with Hardened tip/needle & air cap |
| AG361-HVXX-YY | AG-361 Automatic gun, HVLP, with ST ST tip/needle & air cap |
| AG361-HVXX-YYN | AG-361 Automatic gun, HVLP, with Hardened tip/needle & air cap |

AG-361 Conventional

| Part no. | |
|---------------------|--|
| AG361-CX-YY | AG-361 Automatic gun, Conventional atomisation, with ST ST tip/needle & air cap |
| AG361-CX-YYN | AG-361 Automatic gun, Conventional atomisation, with ST ST tip/needle & air cap |

Atomisation Type = Conventional HVLP Trans-Tech

Air Cap Selection Table

| Part no. XX | 0.85 | 1.0 | 1.2 | 1.4 | 1.6 | 1.8 | 2.0 | 2.2 |
|----------------|------|-----|-----|-----|-----|-----|-----|-----|
| PROC-120-C1-K | ● | ● | ● | ● | ● | ● | | |
| PROC-120-C2-K | ● | ● | ● | ● | ● | ● | | |
| PROC-120-C3-K | ● | ● | ● | ● | ● | ● | | |
| PRO-100-HV30-K | ● | ● | ● | ● | ● | ● | ● | ● |
| PRO-100-TE10-K | ● | ● | ● | ● | ● | ● | ● | ● |
| PRO-100-TE20-K | ● | ● | ● | ● | ● | ● | ● | ● |
| PRO-100-TE30-K | ● | ● | ● | ● | ● | ● | ● | ● |
| PRO-100-TE40-K | ● | ● | ● | ● | ● | ● | ● | ● |
| PRO-100-TE50-K | ● | ● | ● | ● | ● | ● | ● | ● |

Tip And Needle Selection Table

| Part no. YY | Order No | | | | | | | |
|-------------------------------|----------------|---------------|---------------|---------------|---------------|---------------|--------------|---------------|
| | 0.85 | 1.0 | 1.2 | 1.4 | 1.6 | 1.8 | 2.0 | 2.2 |
| Tip(SS) - TT/HVLP | PRO-205-085-K | PRO-205-10-K | PRO-205-12-K | PRO-205-14-K | PRO-205-16-K | PRO-205-18-K | PRO-205-20-K | PRO-205-22-K |
| Tip(SS) - Conv | PROC-215-085-K | PROC-215-10-K | PROC-215-12-K | PROC-215-14-K | PROC-215-16-K | PROC-215-18-K | | |
| Hardened Tip - TT/HVLP | | PRO-205N-10-K | | PRO-205N-14-K | | PRO-205N-18-K | | PRO-205N-22-K |

| Part no. YY | Order No | | | | | | | |
|----------------------------------|-------------------|-----|------------------|-----|------------------|-----|------------------|-----|
| | 0.85 | 1.0 | 1.2 | 1.4 | 1.6 | 1.8 | 2.0 | 2.2 |
| Needle (SS) | SPA-361-085-10-K | | SPA-361-12-14-K | | SPA-361-16-18-K | | SPA-361-20-22-K | |
| Hardened Needle - TT/HVLP | SPA-361N-085-10-K | | SPA-361N-12-14-K | | SPA-361N-16-18-K | | SPA-361N-20-22-K | |

Variations of the AG361 are available with the following fluid control modifications

Ratchet Adjustment = Standard

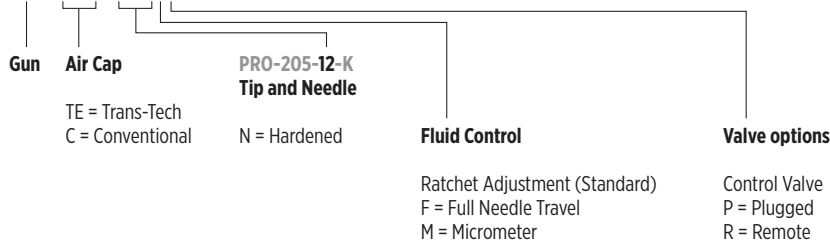
F = Full Needle Travel

M = Micrometer

Please refer to the service bulletin for the part numbers for these combinations.

Ordering example

AG361-XXXX-YYNFP



AG-361 Recommended Spares & Accessories



SPA-414-K
Control Valve for AG-361- Ref 17




SPA-159-K
Needle Packing for AG-361 -
Ref 11a




SN-69-K
Spray head and Pin Assembly
for AG-361 - Ref 5a




SPA-6X-K
Piston and gasket for AG-361
-Ref 18



S-28225X-K2
O-ring (Kit of 2) for AG-361-
Ref 20



S-28220X-K2
O-ring (Kit of 2) for AG-361
-Ref 19



S-28219X-K4
O-ring (Kit of 4) for AG-361
-Ref 21



PRO-405-K
Retaining ring sub assembly for
AG-361 - Ref 2



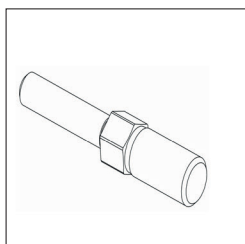
SPA-417-K
Micrometer needle adjustment
assembly for AG-361



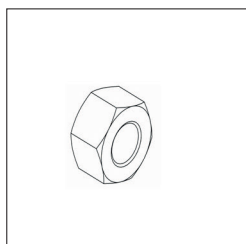
SPA-167-K
Fixed needle position end cap
for AG-361



SPA-22-K2
Remote air controller for AG-361
- Ref 17



AGGS-33
Mounting Bar for AG-361



SS-659-CD
Mounting Bar Nut for AG-361



For air regulators see
page 120 for details



For fluid regulators see page
116 for details



AG-361E Ceramic Conventional

| Part no. | |
|-----------------------|---|
| AG361E-CXX-YY | AG361E Automatic gun, Conventional atomisation, with ST ST tip/needle & air cap |
| AG361E-CXX-YYN | AG361E Automatic gun, Conventional atomisation, with Hardened tip/needle & air cap |
| AG361E-CXX-YYC | AG361E Automatic gun, Conventional atomisation, with Tungsten Carbide tip/needle & air cap |

Atomisation Type = Conventional HVLV Trans-Tech

Air Cap Selection Table

| Part no. XX | 1.4 | 1.8 | 2.2 | 2.8 |
|----------------|-----|-----|-----|-----|
| PROC-120-C62-K | | | | ● |
| PROC-120-C64-K | | | ● | |
| PROC-120-C67-K | ● | ● | | |

Tip And Needle Selection Table

| Part no. YY | Order No | | | |
|---------------------|---------------|---------------|---------------|---------------|
| | 1.4 | 1.8 | 2.2 | 2.8 |
| Tip(SS) | PRO-250-14-K | PRO-250-18-K | PRO-250-22-K | PRO-250-28-K |
| Hardened Tip | PRO-250N-14-K | PRO-250N-18-K | PRO-250N-22-K | PRO-250N-28-K |
| Tungsten Tip | | PRO-250C-18 | PRO-250C-22 | PRO-250C-28 |

| Part no. YY | Order No | | | |
|------------------------|----------|------------------|-----|---------------|
| | 1.4 | 1.8 | 2.2 | 2.8 |
| Needle (SS) | | SPA-360-18-22-K | | SPA-360-28-K |
| Hardened Needle | | SPA-360N-18-22-K | | SPA-360N-28-K |
| Tungsten Needle | | SPA-360C-18-22 | | SPA-360C-28 |

AG-361E Recommended Spares & Accessories



SPA-414-K
Control Valve for AG-361E - Ref 17




SPA-420-K
Needle Packing for AG-361E - Ref 11b



SPA-6X-K
Piston and Gasket for AG-361E - Ref 18




SPA-22-K2
Remote air controller for AG-361E - Ref 17



S-28225X-K2
Gasket (Pack of 2) for AG-361E - Ref 20



PRO-405-K
Retaining ring sub assembly for AG-361E - Ref 2



S-28220X-K2
Gasket (Pack of 2) for AG-361E - Ref 19



SPA-415-K
Rear Housing Assembly - Ref 24



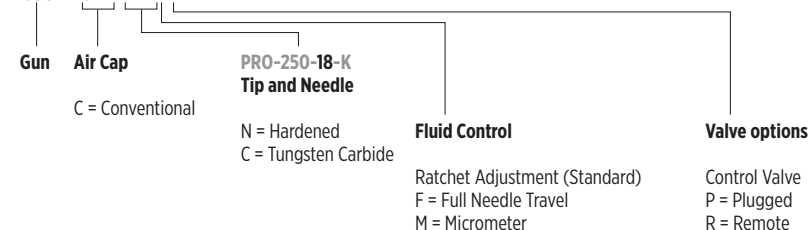
SPA-417-K
Micrometer needle adjustment assembly for AG-361E



SPA-167-K
Fixed needle position end cap for AG-361E

Ordering example

AG361E-CXX-YYNFP



Variations of the AG361E are available with the following modifications

Ratchet Adjustment = Standard
F = Full Needle Travel
M = Micrometer

Please refer to the service bulletin for the part numbers for these combinations.



AG-362 Trans-Tech/HVLP

Part no.

| | |
|------------------------|---|
| AG362-TEXX-YY-L | AG-362 Automatic gun, with lever manifold, Trans-Tech, with ST ST tip/needle & air cap |
| AG362-TEXX-YY-S | AG-362 Automatic gun, with screw manifold, Trans-Tech, with ST ST tip/needle & air cap |
| AG362-HVXX-YY-L | AG-362 Automatic gun, with lever manifold, HVLP, with ST ST tip/needle & air cap |
| AG362-HVXX-YY-S | AG-362 Automatic gun, with screw manifold HVLP, with ST ST tip/needle & air cap |

AG-362 Conventional

Part no.

| | |
|----------------------|---|
| AG362-CX-YY-L | AG-362 Automatic gun, with lever manifold, Conventional atomisation, with ST ST tip/needle & air cap |
| AG362-CX-YY-S | AG-362 Automatic gun, with screw manifold, Conventional atomisation, with ST ST tip/needle & air cap |

Atomisation Type = Conventional HVLP Trans-Tech

Air Cap Selection Table

| Part no. XX | 0.85 | 1.0 | 1.2 | 1.4 | 1.6 | 1.8 | 2.0 | 2.2 |
|----------------|------|-----|-----|-----|-----|-----|-----|-----|
| PROC-120-C1-K | ● | ● | ● | ● | ● | ● | | |
| PROC-120-C2-K | ● | ● | ● | ● | ● | ● | | |
| PROC-120-C3-K | ● | ● | ● | ● | ● | ● | | |
| PRO-100-HV30-K | ● | ● | ● | ● | ● | ● | ● | ● |
| PRO-100-TE10-K | ● | ● | ● | ● | ● | ● | ● | ● |
| PRO-100-TE20-K | ● | ● | ● | ● | ● | ● | ● | ● |
| PRO-100-TE30-K | ● | ● | ● | ● | ● | ● | ● | ● |
| PRO-100-TE40-K | ● | ● | ● | ● | ● | ● | ● | ● |
| PRO-100-TE50-K | ● | ● | ● | ● | ● | ● | ● | ● |

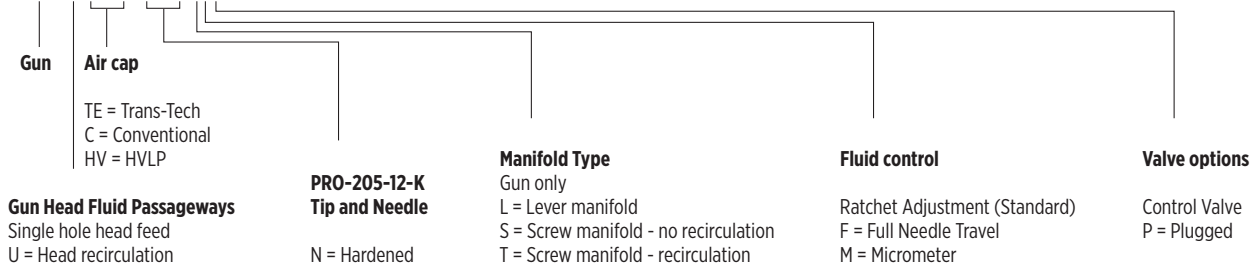
Tip And Needle Selection Table

| Part no. YY | Order No | | | | | | | |
|-------------------------------|----------------|---------------|---------------|---------------|---------------|---------------|--------------|---------------|
| | 0.85 | 1.0 | 1.2 | 1.4 | 1.6 | 1.8 | 2.0 | 2.2 |
| Tip - Conv (SS) | PROC-215-085-K | PROC-215-10-K | PROC-215-12-K | PROC-215-14-K | PROC-215-16-K | PROC-215-18-K | | |
| Tip - TT/HVLP (SS) | PRO-205-085-K | PRO-205-10-K | PRO-205-12-K | PRO-205-14-K | PRO-205-16-K | PRO-205-18-K | PRO-205-20-K | PRO-205-22-K |
| Hardened Tip - TT/HVLP | | PRO-205N-10-K | | PRO-205N-14-K | | PRO-205N-18-K | | PRO-205N-22-K |

| Part no. YY | Order No | | | | | | | |
|----------------------------------|-------------------|-----|------------------|-----|------------------|-----|------------------|-----|
| | 0.85 | 1.0 | 1.2 | 1.4 | 1.6 | 1.8 | 2.0 | 2.2 |
| Needle (SS) | SPA-362-085-10-K | | SPA-362-12-14-K | | SPA-362-16-18-K | | SPA-362-20-22-K | |
| Hardened Needle - TT/HVLP | SPA-362N-085-10-K | | SPA-362N-12-14-K | | SPA-362N-16-18-K | | SPA-362N-20-22-K | |

Ordering example

AG362U-XXXX-YYN-LFP



AG-362 Recommended Spares & Accessories



SPA-414-K
Control Valve for AG-362
- Ref 34




SPA-159-K
Needle Packing for AG-362
- Ref 9




SN-69-K
Spray head and Pin Assembly
for AG-362 - Ref 5




SPA-60X-K
Piston and seal kit for
AG-362 - Ref 15



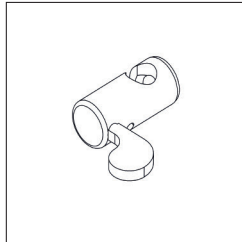
S-28225X-K2
O-ring (Kit of 2) for AG-362-
Ref 20



S-28220X-K2
O-ring (Kit of 2) for AG-362
- Ref 14



S-28219X-K4
O-ring (Kit of 4) for AG-362
- Ref 19



SPA-424-K
Locking Cam for AG-362 -
Ref 32



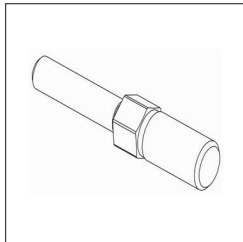
SPA-417-K
Micrometer needle adjustment
assembly for AG-362



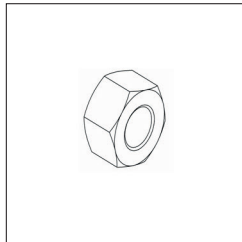
SPA-167-K
Fixed needle position end cap
for AG-362



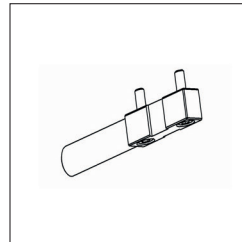
SPA-22-K2
Remote air controller for
AG-362 - Ref 34



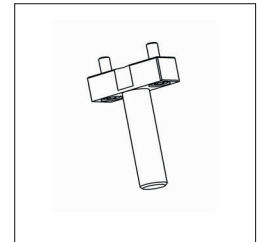
AGGS-33
Mounting Bar for AG-362




SS-659-CD
Mounting Bar Nut for AG-362



SPA-173-K
Horizontal mounting bar and
screws for AG-362



SPA-174-K
Vertical mounting bar and
screws for AG-362



SPA-175-K
Mounting block and screws for
AG-362



SPA-176-K
Index adjustment and screws
for AG-362



Variations of the AG362 are available with the following modifications

Ratchet Adjustment = Standard

F = Full Needle Travel

M - Micrometer

Manifold Type

Gun only

L = Lever manifold

S = Screw manifold - no recirculation

T = Screw manifold - recirculation

Please refer to the service bulletin for the part numbers for these combinations.



AG-362P

| Part no. | |
|-------------------------|--|
| AG362P-90HV-YY-S | AG-362P Automatic gun, with screw manifold, HVLP, with ST ST tip/needle & air cap |
| AG362P-90HV-YY-L | AG-362P Automatic gun, with lever manifold, HVLP, with ST ST tip/needle & air cap |

AG-362P Air Cap Selection Table

| Part no. XXXX | Tip Ø in mm | | |
|---------------|-------------|-----|-----|
| | 0.5 | 0.7 | 1.0 |
| CV-39-90HV | ● | ● | ● |
| CV-39-90 | ● | ● | ● |

Tip And Needle Selection Table

| Part no. YYY | Order No | | |
|--------------|-----------------|---------|--------------|
| | 0.5 | 0.7 | 1.0 |
| Tip | CV-30-H | CV-30-G | CV-30-FHV |
| Needle | SPA-364-05-07-K | | SPA-364-10-K |



Cobra 3C

| Part no. | |
|------------------------|--|
| CBA3C-XXX-YYN | Cobra 3C, Trans Tech, with hardened tip/needle & air cap |
| CBA3C-XXXXX-YYN | Cobra 3C, HVLP, with hardened tip/needle & air cap |

Cobra 3C Air Cap Selection Table

| Part no. XXXXX | Tip Ø in mm | | |
|--------------------|-------------|------|-----|
| | 0.7 | 0.85 | 1.0 |
| SP-100-590-ADV-K | ● | ● | ● |
| SP-100-590HV-ADV-K | ● | ● | ● |

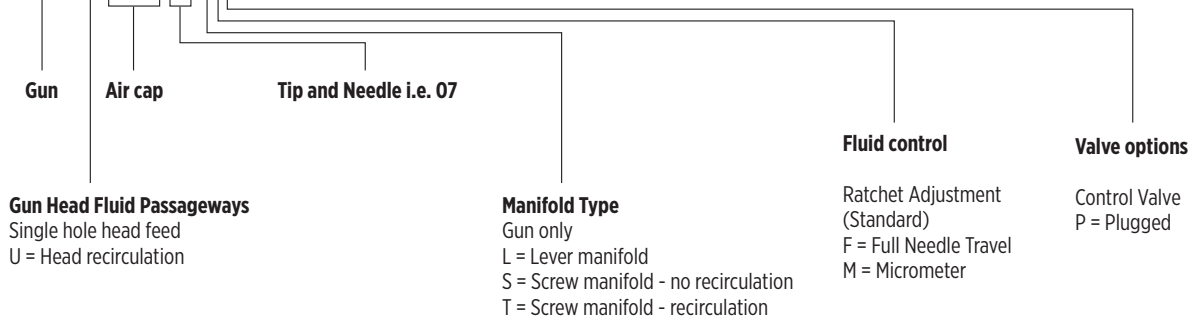
Tip And Needle Selection Table

| Part no. YYY | Order No | | |
|-------------------|--------------|---------------|--------------|
| | 0.7 | 0.85 | 1.0 |
| Tip - Hardened | SP-259N-07 | SP-259N-085-K | SP-259N-10-K |
| Needle - Hardened | SPA-353-07-K | SPA-353-085-K | SPA-353-10-K |

Atomisation Type = Conventional HVLP Trans-Tech

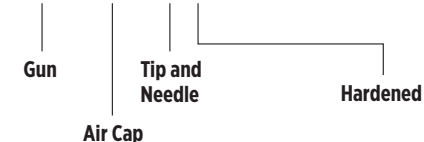
Ordering example - AG-362P:

AG362PU-90HV-YY-LFP



Ordering example - Cobra 3C:

CBA3C-XXXXX-YYN





AGMD Pro (Robot Mounted Automatic Spray Gun)

| Part no. | |
|--------------------|---|
| AGMDPRO-XXXX-YY | AGMD Pro Trans-Tech/HVLP with ST ST tip/needle & air cap |
| AGMDPROU-XXXX-YY | AGMD Pro Trans-Tech/HVLP with ST ST tip/needle & air cap with recirculation |
| AGMDPRO-XXXX-YYP | AGMD Pro Trans-Tech/HVLP with plastic tip/needle & air cap |
| AGMDPROU-XXXX-YYP | AGMD Pro Trans-Tech/HVLP with plastic tip/needle & air cap with recirculation |
| AGMDPRO-V40-YY | AGMD Pro Trans-Tech/HVLP with vortex tip/needle & air cap |
| AGMDPROU-V40-YY | AGMD Pro Trans-Tech/HVLP with vortex tip/needle & air cap with recirculation |
| AGMDPROG-TE20-YY | AGMD Pro Trans-Tech/HVLP Gravity with ST ST tip/needle & air cap |
| AGMDPROC-C797-YY | AGMD Pro Conventional with ST ST tip/needle & air cap |
| AGMDPROCU-C797-YY | AGMD Pro Conventional with ST ST tip/needle & air cap with recirculation |
| AGMDPROC-C797-YYP | AGMD Pro Conventional with plastic tip/needle & air cap |
| AGMDPROCU-C797-YYP | AGMD Pro Conventional with plastic tip/needle & air cap with recirculation |
| AGMDPRO-402-K | Standard Intermediate Plate - with removable location pin |
| AGMDPRO-403-K | Standard Machine Mount base Assembly |

AGMD Pro Air Cap Selection Table

| £110.40 | Tip Ø in mm | | | | | | | | |
|----------------------|-------------|-----|------|-----|-----|-----|-----|-----|-----|
| | 0.5 | 0.7 | 0.85 | 1.0 | 1.1 | 1.2 | 1.4 | 1.6 | 1.8 |
| AGMDPRO-102-C797C-K | ● | ● | | | ● | ● | ● | | |
| AGMDPRO-102-C3C-K | | | ● | ● | ● | ● | ● | ● | ● |
| AGMDPRO-102-HV30C-K | | | ● | ● | ● | ● | ● | ● | ● |
| AGMDPRO-102-TE20C-K* | | | | | | | | ● | ● |
| AGMDPRO-102-TE30C-K | | | ● | ● | | ● | ● | ● | ● |
| AGMDPRO-102-TE40C-K | | | ● | ● | | ● | ● | ● | ● |
| AGMDPRO-102-TE50C-K | | | ● | ● | | ● | ● | ● | ● |
| AGMDPRO-102-R40-K | | | ● | ● | | ● | ● | ● | ● |
| PRO-100-V40-K | | | | | | ● | ● | ● | ● |
| AGMDPRO-102-TE40SC-K | | | ● | ● | | ● | ● | ● | ● |

*For use with AGMD Pro Gravity only

Tip and Needle Selection Table

| Part no. YY | Order No. PRO- | | | | | | | | |
|---------------------------|----------------|----------|-----------|-----------|----------|-----------|-----------|-----------|-----------|
| | 0.5 | 0.7 | 0.85 | 1.0 | 1.1 | 1.2 | 1.4 | 1.6 | 1.8 |
| Tip - ST ST Conventional | 245-05-K | 245-07-K | | | 245-11-K | | 245-14-K | | |
| Tip - ST ST Trans-Tech | | | 205-085-K | 205-10-K | | 205-12-K | 205-14-K | 205-16-K | 205-18-K |
| Tip - Hardened Trans-Tech | | | 205N-085K | 205N-10-K | | 205N-12-K | 205N-14-K | 205N-16-K | 205N-18-K |
| Tip - Vortex Trans-Tech | | | | | | 205V-12-K | 205V-14-K | | 205V-18-K |

| Part no. YY | Order No. AGMDPRO- | | | | | | | | |
|-----------------------------------|--------------------|-----|---------------|-----|---------------|--------------|-----|--------------|-----|
| | 0.5 | 0.7 | 0.85 | 1.0 | 1.1 | 1.2 | 1.4 | 1.6 | 1.8 |
| Needle - ST ST Conventional | 301-05-07-K | | | | 301-085-10-K | 301-12-14-K | | | |
| Needle - ST ST Trans-Tech | | | 301-085-10-K | | | 301-12-14-K | | 301-16-18-K | |
| Needle - Hardened | | | 301N-085-10-K | | | 301N-12-14-K | | 301N-16-18-K | |
| Needle - Plastic Tip Conventional | 301P-05-07-K | | | | 301P-085-10-K | 301P-12-14-K | | | |
| Needle - Plastic Tip Trans-Tech | | | 301P-085-10-K | | | 301P-12-14-K | | | |

Atomisation Type = Conventional HVLP Trans-Tech


AGMD Pro Recommended Spares & Accessories




AGMDPRO-402-K
Standard Intermediate Plate for AGMD Pro




AGMDPRO-403-K
Standard Machine Mount Base Assembly for AGMD Pro



AGMDPRO-8-K5
Packing Kit of 5 for AGMD Pro - Ref 14



AGMDPRO-404-K
Piston Assembly for AGMD Pro Ref 19



AGMDPRO-29X-K5
O-ring Kit of 5 for AGMD Pro Ref 12



AGMDPRO-408-K
Retaining Ring & Seals for AGMD Pro Ref 2



AGMDPRO-406-K
Cam Kit for AGMD Pro Ref 16 & 17



AGMDPRO-13-K
End Cap for AGMD Pro



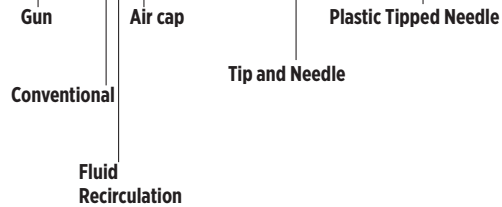
AGMDPRO-405-K
Needle Spring Assembly for AGMD Pro Ref 25



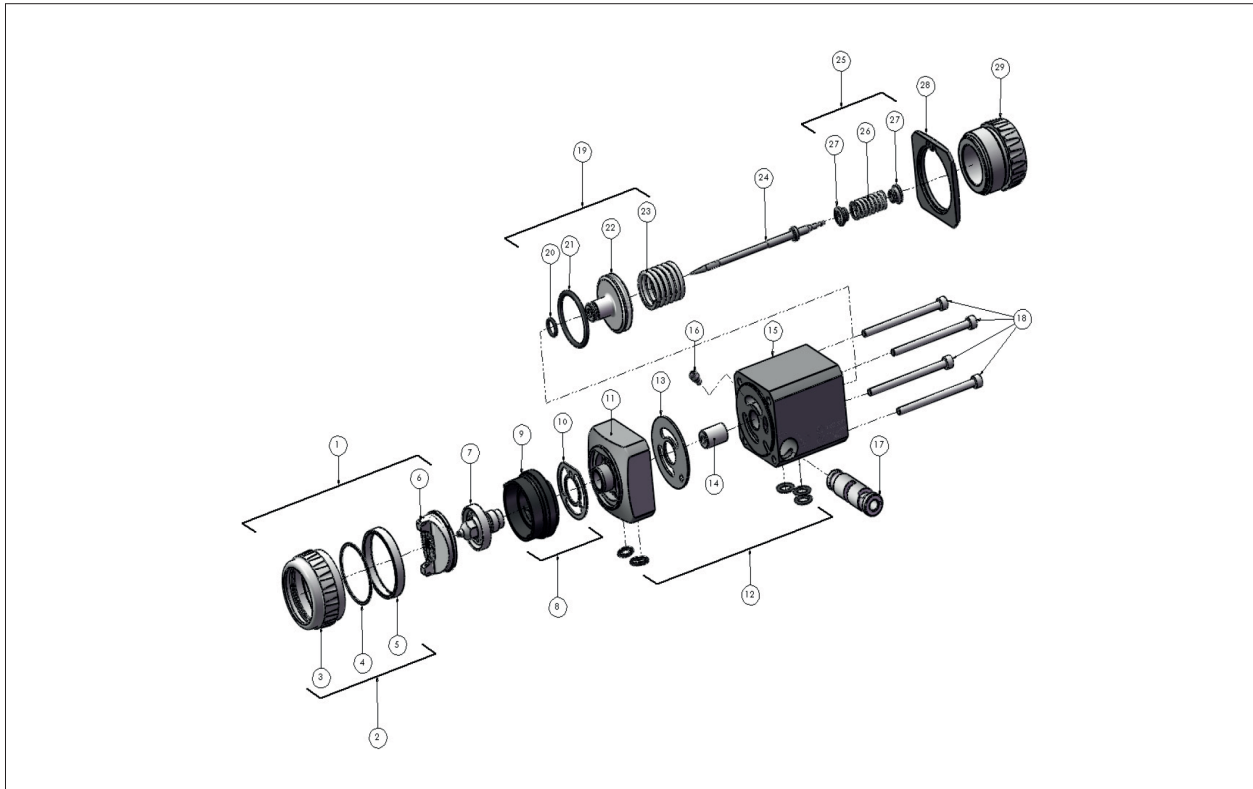
AGMDPRO-9-K2
Head Gasket for AGMD Pro Ref 13

Ordering example - AGMD Pro:

AGMDPROCU-XXXX-YYP



AGMD Pro, Trans-Tech

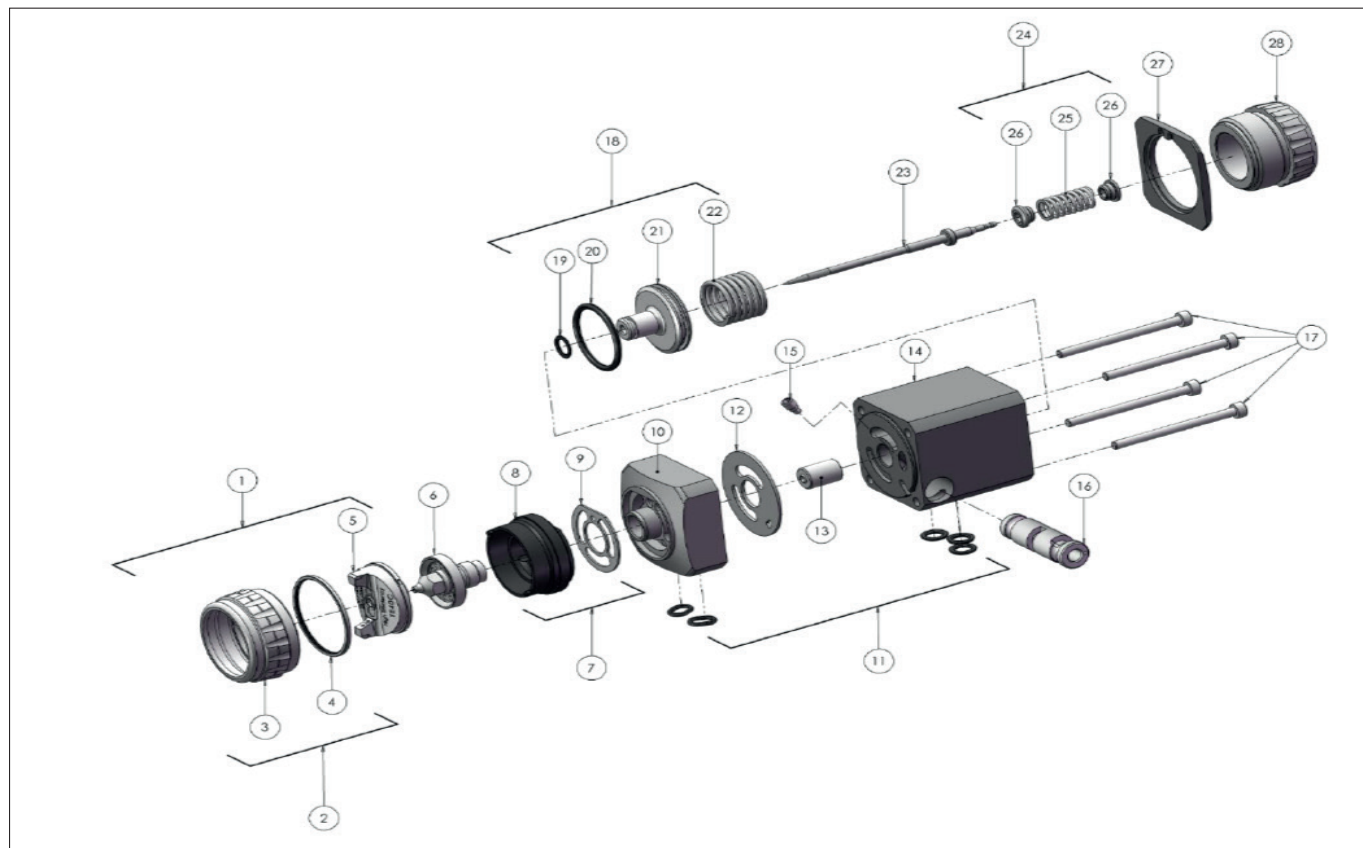


Spare Parts

| Ref. | Part no. | Description |
|------|----------------------------|--------------------------------------|
| 1 | AGMDPRO-102-TEXXC-K | Air cap and Retaining Ring See Table |
| 2 | AGMDPRO-408-K | Retaining Ring and Seals |
| 3 | | Retaining Ring |
| 4 | | Shim |
| 5 | | Retaining Ring Seal |
| 6 | | Air Cap |
| 7 | | Fluid Tip See Table |
| 8 | AGMDPRO-11-1-K | Indexing Head Assembly |
| 9 | | Index Spray Head |
| 10 | SN-98-K2 | Spray Head Gasket |
| 11 | AGMDPRO-1-1-K | Head |
| | AGMDPRO-1-1-U-K | Head - Recirculation |
| 12 | AGMDPRO-29X-K5 | O-ring, Kit of 5 |
| 13 | AGMDPRO-9-K2 | Head Gasket |
| 14 | AGMDPRO-8-K5 | Packing, Kit of 5 |
| 15 | | Body |
| 16 | | Retaining Screw |
| 17 | | Cam |
| 18 | AGMDPRO-10-K4 | Cap Head Screws (Kit of 4) |
| 19 | AGMDPRO-404-K | Piston Assembly |
| 20 | | O-ring |
| 21 | | O-ring |
| 22 | | Piston |
| 23 | | Piston Spring |
| 24 | | Fluid Needle See Table |
| 25 | AGMDPRO-405-K | Needle Spring Assembly |
| 26 | | Needle Spring |
| 27 | | Spring Button |

| Ref. | Part no. | Description |
|------|----------------------|-----------------------|
| 28 | AGMDPRO-12-K | End Plate |
| 29 | AGMDPRO-13-K | End Cap |
| | AGMDPRO-406-K | Cam Kit (Ref 16 & 17) |


AGMD Pro, Conventional



Spare Parts

| Ref. | Part no. | Description |
|------|----------------------------|----------------------------|
| 1 | AGMDPRO-102-C797C-K | Air cap and Retaining Ring |
| 2 | AGMDPRO-408-K | Retaining Ring and Seals |
| 3 | | Retaining Ring |
| 4 | | Retaining Ring Seal |
| 5 | | Air Cap |
| 6 | | Fluid Tip See Table |
| 7 | AGMDPRO-11-1-K | Indexing Head Assembly |
| 8 | | Index Spray Head |
| 9 | SN-98-K2 | Spray Head Gasket |
| 10 | AGMDPRO-1-1-K | Head |
| | AGMDPRO-1-1-U-K | Head - Recirculation |
| 11 | AGMDPRO-29X-K5 | O-ring, Kit of 5 |
| 12 | AGMDPRO-9-K2 | Head Gasket |
| 13 | AGMDPRO-8-K5 | Packing, Kit of 5 |
| 14 | | Body |
| 15 | | Retaining Screw |
| 16 | | Cam |
| 17 | AGMDPRO-10-K4 | Cap Head Screws (Kit of 4) |
| 18 | AGMDPRO-404-K | Piston Assembly |
| 19 | | O-ring |
| 20 | | O-ring |
| 21 | | Piston |
| 22 | | Piston Spring |
| 23 | | Fluid Needle See Table |

| Ref. | Part no. | Description |
|------|----------------------|------------------------|
| 24 | AGMDPRO-405-K | Needle Spring Assembly |
| 25 | | Needle Spring |
| 26 | | Spring Button |
| 27 | AGMDPRO-12-GR | End Plate |
| 28 | AGMDPRO-13-K | End Cap |
| | AGMDPRO-406-K | Cam Kit (Ref 15 & 16) |



Ecco 60AS Conventional

| Part no. | Description |
|------------------------------|--|
| E 60AS TXXX XX AXXX | Ecco 60AS Pressure, Conventional, with ST ST tip, ST ST needle 3mm & air cap |
| E 60AS TXXX HXX AXXX | Ecco 60AS Pressure, Conventional, with TC tip, ST ST needle 3mm & air cap |
| E 60AS TXXX HXX HAXXX | Ecco 60AS Pressure, Conventional, with TC tip, TC needle 3mm & air cap |
| E 60AS TXXX HXX HA04 | Ecco 60AS Pressure, Conventional, with TC tip, TC needle 4mm & air cap |

| Part no. | Pat number description | Product |
|-------------------|------------------------------|--------------|
| 8611616062 | E60AS_T278_1,1_HA001 | Top Assembly |
| 8611616063 | E60AS_T272L_1,3_A01 | Top Assembly |
| 8611616064 | E60AS_T274_1,8_A01 | Top Assembly |
| 8611616065 | "E60AS_T272_B0,8_HA001 | Top Assembly |
| 8611616066 | E60AS_275_1,3_A01 | Top Assembly |
| 8611616067 | E60AS_T272_1,5_A01 | Top Assembly |
| 8611616069 | E60AS_T374_2,1_A01 | Top Assembly |
| 8611616077 | E60AS_T274_1,1_HA001 | Top Assembly |
| 8611616079 | E60AS_T374_H2,1_HA01_FANW-RE | Top Assembly |
| 8611616082 | ECCO 60AS_T272 BRASS_1,8_A01 | Top Assembly |
| 8611616083 | E60AS_T260_1,5_HA01_FANW_RE | Top Assembly |
| 8611616090 | E60ASH_T272_H1,3_HA01 | Top Assembly |
| 8611616120 | E60AS_T272MSGFIX4_1,3_HA01 | Top Assembly |
| 8611616122 | E60AS/T260/H1,3 /HA01 | Top Assembly |
| 8611616124 | ECCO60AS/T260POM/1,3 /HA01 | Top Assembly |
| 8611606327 | E60AS_T474_H2,7_HA04 | Top Assembly |

Ecco 65AS Ceramic HVLP & ProLeather

| Part no. | Description |
|---|---|
| E 65AS XXXX GXH AXXX | Ecco 65AS Pressure, HVLP, with ST ST tip, ST ST needle & air cap |
| E 65AS XXXX HXH GHAXXX | Ecco 65AS Pressure, HVLP, with TC tip, TC needle & air cap |
| E 65AS XXXXFIX4 GXH HAXXX ProLeather | Ecco 65AS Pressure, HVLP, with ST ST tip, TC needle & air capFIX4 |

| Part no. | Pat number description | Product |
|-------------------|---------------------------------------|--------------|
| 8611654918 | E65AS_6518_GH1,8_HA01 | Top Assembly |
| 8611656014 | E65AS_6514_G1,4_A01 | Top Assembly |
| 8611656018 | E65AS_6518_G1,8_A01 | Top Assembly |
| 8611656021 | E65AS_6521_G2,2_A01 | Top Assembly |
| 8611656108 | E65AS_6509FIX4_G0,8_HA001_PRO LEATHER | Top Assembly |
| 8611656114 | E65AS_6514FIX4_G1,4_HA01_PRO LEATHER | Top Assembly |



Ecco 75AP Conventional/HVLP

| Part no. | Description |
|----------------------------------|---|
| E 75AP TXXXFIX4 XX AXXX | Ecco 75AP, Conventional with ST ST tip, ST ST needle & FIX4 certified air cap |
| E 75AP TXXXFIX4 HXX HAXXX | Ecco 75AP, Conventional with TC tip, TC needle & FIX4 certified air cap |
| E 75AP XXXXFIX4 XX AXXX | Ecco 75AP, HE with ST ST tip, ST ST needle & FIX4 certified air cap |
| E 75AP XXXXFIX4 HXX HAXXX | Ecco 75AP, HE with TC tip, TC needle & FIX4 certified air cap |

| Part no. | Pat number description | Product |
|-------------------|--------------------------------|--------------|
| 8611617500 | E75AP_T278_FIX4_G1,4C_A0475FP | Top Assembly |
| 8611617506 | E75AP_T278FIX4_F1,1C_HA00475 | Top Assembly |
| 8611617515 | E75AP_T297FIX4_F1,1C_A00475 | Top Assembly |
| 8611617517 | E75AP_T297FIX4_F1,1_HA00475 | Top Assembly |
| 8611617521 | E75AP_T297FIX4_F1,4C_HA0475FP | Top Assembly |
| 8611617539 | E75AP T297 H1,8 HA0475 | Top Assembly |
| 8611617542 | E75AP_T378FIX4_H2,1_HA0475 | Top Assembly |
| 8611617549 | E75AP T474FIX4 2.7 HA0475 | Top Assembly |
| 8611617560 | E75AP_6509 FIX4_0,3_A00475 | Top Assembly |
| 8611617561 | E75AP/6509 FIX2/0,5/HA00475 | Top Assembly |
| 8611617562 | E75AP_6509FIX4_0,5C_HA00475 | Top Assembly |
| 8611617564 | E75AP/6509 FIX4/F0.8C /HA00475 | Top Assembly |
| 8611617585 | E75AP_6509SSFIX4_0,3C_HA00475 | Top Assembly |
| 8611617586 | E75AP_T297_G0,8C_A00475 SOLID | Top Assembly |
| 8611617588 | E75AP T278FIX4 G1.8C HA0475 | Top Assembly |
| 8611617589 | E75AP T297FIX4 F0.8C HA00475 | Top Assembly |



Ecco 40DA Ceramic Conventional

| Part no. | Description |
|------------------------|--|
| E 40DA TXXX XX | Ecco 40DA Pressure, Conventional, with ST ST tip & air cap |
| E 40DA TXXX HXX | Ecco 40DA Pressure, Conventional, with TC tip & air cap |

| Part no. | Pat number description | Product |
|-------------------|------------------------|--------------|
| 8611521010 | E40DA_T272_1,5 | Top Assembly |
| 8611521021 | E40DA_T260SS_1,1 | Top Assembly |
| 8611521025 | E40DA_T272_1,3 | Top Assembly |
| 8611521026 | E40DA_T272_1,5_FIMO | Top Assembly |
| 8611521041 | ECCO 40DA/H2,1/T374MSG | Top Assembly |
| 8611521065 | E40DA_T474_H2,7 | Top Assembly |
| 8611521066 | E40DA_T274_1,8 | Top Assembly |
| 8611521071 | E40DA_T274_H1,8 | Top Assembly |
| 8611521074 | E40DA_T272G_1,8 | Top Assembly |
| 8611521075 | E40DA_T272_H1,8 | Top Assembly |
| 8611521092 | E40DA_T272_1,1 | Top Assembly |



Ecco 41FA Ceramic Conventional

| Part no. | Description |
|------------------------|--|
| E 41FA XX TXXX | Ecco 41FA Pressure, Conventional, with ST ST tip & air cap |
| E 41FA HXX TXXX | Ecco 41FA Pressure, Conventional, with TC tip & air cap |

| Part no. | Pat number description | Product |
|-------------------|------------------------|-------------|
| 8611534113 | ECCO 41FA H1.3 T274 | Spare Parts |
| 8611534114 | ECCO 41FA G1,4 T272 | Spare Parts |
| 8611534115 | ECCO 41FA G1.4 T278 | Spare Parts |
| 8611534118 | ECCO 41FA H1.8 T274 | Spare Parts |
| 8611534127 | ECCO 41FA H2.7 T474 | Spare Parts |
| 8611534132 | ECCO 41FA 1.3 T260 SS | Spare Parts |
| 8611534133 | ECCO 41FA 1.8 T260 SS | Spare Parts |
| 8611534145 | ECCO 41FA 1,8 T278 | Spare Parts |



460 Conventional

| Part no. | |
|---------------|---------------------------------|
| 103027 | 460 Automatic gun, Conventional |

Atomisation Type = Conventional HVLP Trans-Tech


Air Cap Selection Table

| Part no. | Tip Ø in mm | | | |
|--------------------|-------------|------|-----|-----|
| | 0.5 | 0.75 | 1.0 | 1.5 |
| 200831 J92S | | | • | |
| 200833 J92P | • | • | • | |
| 200834 J92R | | • | • | |
| 200838 K92P | | • | | • |

Tip and needle selection table

| Part no. | | Part no. Stainless steel |
|----------|--------|--------------------------|
| 0.5 mm | Tip | 200360 |
| | Needle | 180086-K |
| 0.75 mm | Tip | 200361 |
| | Needle | 180086-K |
| 1.0 mm | Tip | 200362 |
| | Needle | 180086-K |
| 1.5 mm | Tip | 200363 |
| | Needle | 180087 |

550 Airless



Part no.

6700-0000-5 550 Airless automatic gun, (please order tip separately - refer to table below)

Standard Tip Selection Table

| Fan width - inches | 6-8" | 8-10" | 10-12" | 12-14" | 14-16" | 16-18" | 18-20" |
|--------------------|----------|--------|--------|--------|--------|--------|--------|
| Orifice - inches | Part no. | | | | | | |
| .011 | - | 9-1170 | 9-1180 | - | - | - | - |
| .013 | - | - | 9-1360 | 9-1380 | - | - | - |
| .015 | - | 9-1550 | 9-1560 | - | 9-1590 | - | - |
| .018 | - | - | 9-1840 | 9-1860 | - | 9-1890 | - |
| .021 | - | - | 9-2140 | - | - | 9-2180 | 9-2190 |
| .023 | - | - | 9-2340 | - | - | - | - |
| .026 | - | - | - | 9-2650 | - | - | - |
| .031 | 9-3120 | - | - | 9-3140 | - | - | 9-3180 |
| .036 | 9-3620 | - | - | 9-3640 | - | 9-3660 | 9-3680 |
| .043 | - | - | - | 9-4340 | - | - | 9-4380 |
| .062 | - | 9-6230 | - | - | - | - | - |

Twist tip II selection table

| Fan width - inches | 6" | 8" | 10" | 12" |
|--------------------|------------------|-----|-----|-----|
| Orifice - inches | Part no. 454-... | | | |
| . | 309 | - | - | - |
| .011 | 311 | - | - | - |
| .013 | 313 | 413 | 513 | - |
| .015 | 315 | 415 | 515 | 615 |
| .017 | - | 417 | 517 | 617 |
| .019 | - | 419 | 519 | 619 |
| .021 | - | - | 521 | 621 |
| .023 | - | - | 523 | - |
| .035 | - | - | 535 | - |
| .051 | - | - | 551 | - |

Trophy Air Assisted Airless



Part no.

| | |
|---------------------------|--|
| 4400-H10000 | Trophy AA4400 with AA10 HVLP air cap, without flat tip* |
| 4400-H20000 | Trophy AA4400 with AA10+ HVLP air cap, without flat tip* |
| 4400-HF0000 | Trophy AA4400 with 9X-H+ HVLP air cap, without flat tip* |
| 4400-LF0000 | Trophy AA4400 with 9X-L LVMP air cap, without flat tip* |
| 4400-HT0000 | Trophy AA4400 with 54-5924-K Twist Tip cleaner & HVLP air cap, no tip* |
| 4400-LT0000 | Trophy AA4400 with 54-5924-K Twist Tip cleaner & LVMP air cap, no tip* |
| TAA4400-AA10-75-SF | Trophy AA4400 with AA10 HVLP air cap, tip and 7.5m SuperFlex Air/Fluid Hose |
| TAA4400-75T-SF | Trophy AA4400 with AA10 HVLP air cap, tip, Twist Tip cleaner and 7.5m SuperFlex Air/Fluid Hose |

*Please order tip separately - refer to selection table below.

Atomisation Type = Conventional HVLP Trans-Tech LVMP

Standard Flat Tips Selection Table

| Size - inches (mm) | .007(0.18) | .009(0.23) | .011(0.28) | .013(0.33) | .015(0.38) | .017(0.43) | .018 (0.46) | .019(0.48) | .021(0.53) | .024(0.61) | .027(0.69) |
|--------------------|------------------|------------|------------|------------|------------|------------|-------------|------------|------------|------------|------------|
| Fan width | Part no. RS-.... | | | | | | | | | | |
| 2" 50 mm | 0702 | 0902 | | | | | | | | | |
| 4" 100 mm | 0704 | 0904 | 1104 | 1304 | | | | | | | |
| 6" 150 mm | 0706 | 0906 | 1106 | 1306 | 1506 | 1706 | | 1906 | | | |
| 8" 200 mm | 0708 | 0908 | 1108 | 1308 | 1508 | 1708 | | 1908 | | | |
| 10" 250 mm | | 0910 | 1110 | 1310 | 1510 | 1710 | | 1910 | 2110 | 2410 | 2710 |
| 12" 300 mm | | 0912 | 1112 | 1312 | 1512 | 1712 | | 1912 | 2112 | 2412 | 2712 |
| 14" 350 mm | | | 1114 | 1314 | 1514 | 1714 | | 1914 | 2114 | 2414 | 2714 |
| 16" 400 mm | | | | 1316 | 1516 | 1716 | 1816 | 1916 | 2116 | 2416 | 2716 |
| 18" 450 mm | | | | | 1518 | 1718 | | 1918 | 2118 | 2418 | 2718 |

Fine Finish Flat Tips Selection Table

| Orifice - inches/mm | .009(0.23) | .011(0.28) | .013(0.33) | .015(0.38) | .017(0.43) |
|-----------------------|--------------------|------------|------------|------------|------------|
| Fan width - inches/mm | Part no. RS-XXXX-F | | | | |
| 9"/225mm | 0909 | 1109 | 1309 | 1509 | 1709 |
| 11"/279mm | 0911 | 1111 | 1311 | 1511 | 1711 |
| 13"/330mm | | 1113 | 1313 | 1513 | 1713 |
| 15"/381mm | | 1115 | 1315 | 1515 | 1715 |
| 17"/432mm | | | | 1517 | 1717 |

Twist Tips Selection Table

| Orifice - inches/mm | .007 (0.18) | .009 (0.23) | .011 (0.28) | .013 (0.33) | .015 (0.38) | .017 (0.43) | .019 (0.48) | .021 (0.53) | .023 (0.58) | .025 (0.64) | .027 (0.69) | .031 (0.79) | .035 (0.89) |
|-----------------------|------------------|----------------|----------------|----------------|----------------|----------------|----------------|----------------|----------------|----------------|----------------|----------------|----------------|
| Fan width - inches/mm | Part no.9-XXX-75 | | | | | | | | | | | | |
| 4"/100mm | | | 211 | 213 | 215 | 217 | | | | | | | |
| 6"/152mm | 307 | 309 | 311 | 313 | 315 | 317 | | | | | | | |
| 8"/203mm | | 409 | 411 | 413 | 415 | 417 | 419 | 421 | | | | | 435 |
| 10"/254mm | | 509 | 511 | 513 | 515 | 517 | 519 | 521 | 523 | 525 | | | |
| 12"/305mm | | | 611 | 613 | 615 | 617 | 619 | 621 | 623 | 625 | 627 | 631 | 635 |
| 14"/350mm | | | | 713 | 715 | 717 | | | | | | | |

Trophy AA4400 Recommended Spares & Accessories



54-5937
Air Valve & Fluid Needle Assembly for Trophy AA4400



54-6131-K
Spindle Seal & Seal Kit for Trophy AA4400



54-1835
Disk filter 100 mesh for Trophy AA4400



54-5924-K
Twist Tip HVLV air cap for Trophy AA4400



54-5799-K
Fluid seat (Tungsten Carbide) for Trophy AA4400



54-5890-K
Flat Tip HVLV Air cap AA-10 for Trophy AA4400



72-2360
Swivel Adaptor 1/4" M x 1/4" F for Trophy AA4400




54-6030-K
AA10 + Air Cap Assembly HVLV for Trophy AA4400



H-7507-75
7.5m Hose Assembly for Trophy AA4400



H-7507-75-SF
7.5m Hose Assembly for Trophy AA4400



TAA4400-AA10-75
Trophy Gun and 7.5m hose package supplied as standard with MXL12/12 & 12/31 pump packages



TAA4400-75T
Trophy AA4400 Gun and 7.5m hose package including twist tip cleaner



TAA4400-AA10-75-SF
Trophy AA4400 Gun and 7.5m SuperFlex hose package supplied as standard with MXL4/12 and 4/32 pump packages



TAA4400-75T-SF
Trophy AA4400 Gun and 7.5m SuperFlex hose package including twist tip cleaner



Removable Seals

| Part No. | Description |
|-------------|---|
| RS-5000-K5 | RS-Series Carbide Tip Seal Kit (5) |
| RS-5000-K10 | RS-Series Carbide Tip Seal Kit (10) |
| RS-5858-K5 | RS Fine Finish Pre-Orifice Seal .009" (5) |
| RS-5859-K5 | RS Fine Finish Pre-Orifice Seal .011" (5) |
| RS-5860-K5 | RS Fine Finish Pre-Orifice Seal .013" (5) |
| RS-5861-K5 | RS Fine Finish Pre-Orifice Seal .015" (5) |
| RS-5862-K5 | RS Fine Finish Pre-Orifice Seal .017" (5) |



AA4400M Air Assisted Airless

| Part no. | |
|---------------------------|--|
| 0909-4400-100000 | AA4400M with AA10 HVLP air cap, without flat tip* |
| 0909-4400-HF0000 | AA4400M with 54-5878 HVLP air cap, without flat tip* |
| 0909-4400-LF0000 | AA4400M with 54-5797 Trans-Tech air cap, without flat tip* |
| 0909-4400-HT0000 | AA4400M with 54-5924-K Twist Tip cleaner & HVLP air cap, no tip* |
| 0909-4400-LT0000 | AA4400M with 54-5925-K Twist Tip cleaner & Trans-Tech air cap, no tip* |
| AA4400M-AA10-75-SF | AA4400M with AA10 HVLP air cap, tip and 7.5m SuperFlex Air/Fluid Hose |
| AA4400M-75T-SF | AA4400M with AA10 HVLP air cap, tip, Twist Tip cleaner and 7.5m SuperFlex Air/Fluid Hose |

Atomisation Type = Conventional HVLP Trans-Tech

*Please order tip separately - refer to selection table below.

Premium Flat Tips Selection Table

| Size - inches (mm) | .007(0.18) | .009(0.23) | .011(0.28) | .013(0.33) | .015(0.38) | .017(0.43) | .019(0.48) | .021(0.53) | .024(0.61) | .027(0.69) |
|--------------------|---------------------------|------------|------------|------------|------------|------------|------------|------------|------------|------------|
| Fan width | Part no. 114-..... | | | | | | | | | |
| 1-2" 25-50 mm | | 00902 | | | | | | | | |
| 2-4" 50-100 mm | 00704 | | 01104 | 01304 | | | | | | |
| 4-6" 100-150 mm | 00706 | 00906 | 01106 | 01306 | 01506 | 01706 | 01906 | | | |
| 6-8" 150-200 mm | 00708 | 00908 | 01108 | 01308 | 01508 | 01708 | 01908 | | | |
| 8-10" 200-250 mm | | 00910 | 01110 | 01310 | 01510 | 01710 | 01910 | 02110 | 02410 | 02710 |
| 10-12" 250-300 mm | | 00912 | 01112 | 01312 | 01512 | 01712 | 01912 | 02112 | 02412 | 02712 |
| 12-14" 300-350 mm | | | 01114 | 01314 | 01514 | 01714 | 01914 | 02114 | 02414 | 02714 |
| 14-16" 350-400 mm | | | | 01316 | 01516 | 01716 | 01916 | 02116 | 02416 | 02716 |
| 16-18" 400-450 mm | | | | | 01518 | 01718 | 01918 | 02118 | 02418 | 02718 |

Fine Finish Flat Tips Selection Table

| Orifice - inches/mm | .009(0.23) | .011(0.28) | .013(0.33) | .015(0.38) | .017(0.43) |
|------------------------------|--------------------------|------------|------------|------------|------------|
| Fan width - inches/mm | Part no. 9-XXXX-F | | | | |
| 9"/229mm | 0909 | 1109 | 1309 | 1509 | 1709 |
| 11"/279mm | 0911 | 1111 | 1311 | 1511 | 1711 |
| 13"/330mm | | 1113 | 1313 | 1513 | 1713 |
| 15"/381mm | | 1115 | 1315 | 1515 | 1715 |
| 17"/432mm | | | | 1517 | 1717 |

Twist Tips Selection Table

| Orifice - inches/mm | .007 (0.18) | .009 (0.23) | .011 (0.28) | .013 (0.33) | .015 (0.38) | .017 (0.43) | .019 (0.48) | .021 (0.53) | .023 (0.58) | .025 (0.64) | .027 (0.69) | .031 (0.79) | .035 (0.89) |
|------------------------------|--------------------------|----------------|----------------|----------------|----------------|----------------|----------------|----------------|----------------|----------------|----------------|----------------|----------------|
| Fan width - inches/mm | Part no. 9-XXX-75 | | | | | | | | | | | | |
| 6"/152mm | 307 | 309 | 311 | | 315 | | | | | | | | |
| 8"/203mm | | 409 | 411 | 413 | 415 | | 419 | | | | | | 435 |
| 10"/254mm | | 509 | 511 | 513 | 515 | 517 | 519 | 521 | 523 | 525 | | | |
| 12"/305mm | | | 611 | 613 | 615 | 617 | 619 | 621 | 623 | 625 | 627 | 631 | 635 |
| 14"/350mm | | | | 713 | 715 | 717 | | | | | | | |

AA4400M Recommended Spares & Accessories



SN-402-K
Air Valve Assembly for AA4400M



54-5826
Fluid Needle Assembly for AA4400M



54-1835
Disk filter 100 mesh for AA4400M



54-5924-K
Twist Tip HVLP air cap for AA4400M



54-5799-K
Fluid seat (Tungsten Carbide) for AA4400M



54-5890-K
Flat Tip HVLP Air cap AA-10 for AA4400M



72-2332
Swivel Adaptor 1/4" M x 1/4" F for AA4400M



114-0110
.011" premium flat tip for AA4400M



SPK-122
Twist Tip Conversion Kit for AA4400M



H-7507-75
7.5m Hose Assembly for AA4400M



AA4400M-AA10-75
AA4400M Gun and 7.5m hose package supplied as standard with MXL12/12 & 12/31 pump packages



AA4400M-75T
AA4400M Gun and 7.5m hose package including twist tip cleaner



H-7507-75-SF
7.5m SuperFlex Hose Assembly for AA4400M



AA4400M-AA10-75-SF
AA4400M Gun and 7.5m SuperFlex hose package supplied as standard with MXL4/12 and 4/32 pump packages



AA4400M-75T-SF
AA4400M Gun and 7.5m SuperFlex hose package including twist tip cleaner



AG-363 Automatic Air Assisted Airless

Part no.

AG363U-AA10-S AG-363 Automatic gun, head recirculation and quick release screw manifold, HVLP, with air cap AA10HP, without tip*

AG363-AA10-T AG-363 Automatic gun, quick release screw manifold with base recirculation, HVLP, with air cap AA10HP, without tip*

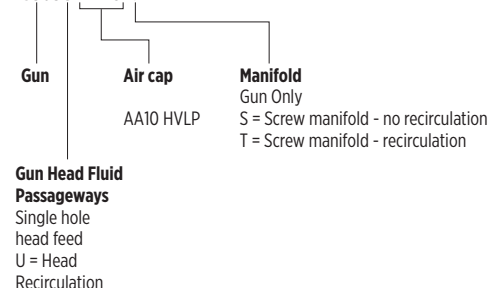
*Please order tip separately - refer to selection table below. Atomisation Type = Conventional HVLP Trans-Tech

Premium Flat Tips Selection Table

| Size - inches(mm) | .007(0.18) | .009(0.23) | .011(0.28) | .013(0.33) | .015(0.38) | .017(0.43) | .019(0.48) | .021(0.53) | .024(0.61) | .027(0.69) |
|-------------------|--------------------|------------|------------|------------|------------|------------|------------|------------|------------|------------|
| Fan width | Part no. 114-..... | | | | | | | | | |
| 1-2" 25-50 mm | | 00902 | | | | | | | | |
| 2-4" 50-100 mm | 00704 | | 01104 | 01304 | | | | | | |
| 4-6" 100-150 mm | 00706 | 00906 | 01106 | 01306 | 01506 | 01706 | 01906 | | | |
| 6-8" 150-200 mm | 00708 | 00908 | 01108 | 01308 | 01508 | 01708 | 01908 | | | |
| 8-10" 200-250 mm | | 00910 | 01110 | 01310 | 01510 | 01710 | 01910 | 02110 | 02410 | 02710 |
| 10-12" 250-300 mm | | 00912 | 01112 | 01312 | 01512 | 01712 | 01912 | 02112 | 02412 | 02712 |
| 12-14" 300-350 mm | | | 01114 | 01314 | 01514 | 01714 | 01914 | 02114 | 02414 | 02714 |
| 14-16" 350-400 mm | | | | 01316 | 01516 | 01716 | 01916 | 02116 | 02416 | 02716 |
| 16-18" 400-450 mm | | | | | 01518 | 01718 | 01918 | 02118 | 02418 | 02718 |

Ordering example:

AG363U-AA10-S



Variations of the AG363 are available with the following modifications


- Gun Head Fluid Passageway
- Single hole head feed
- U = Head recirculation
- Manifold Type
- Gun only
- S = Screw manifold - no recirculation
- T = Screw manifold - recirculation

Please refer to the service bulletin for the part numbers for these combinations.

AG-363 Recommended Spares & Accessories



54-5890-K
AA10 Air cap for AG-363




SPA-29X-K4
Viton Extreme O-rings x 4 for AG-363 - Ref 17



SPA-414-K
Control Valve for AG-363 - Ref 33




SPA-79
Fluid Needle Assembly for AG-363 - Ref 25




S-28220X-K2
Viton Extreme O-rings x 2 for AG-363 - Ref 16



SPA-69-K
Seat Assembly for AG363 - Ref 5



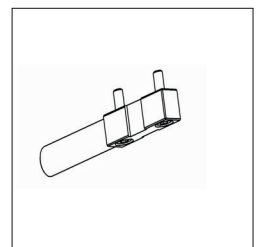
S-28219X-K4
Viton Extreme O-rings x 4 for AG-363 - Ref 14



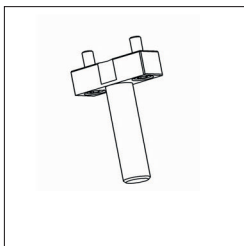
S-28223X-K4
Viton Extreme O-rings x 4 for AG-363 - Ref 19



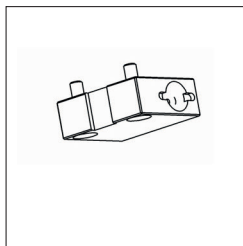
SPA-111-K2
Manual Air Valve Plugs for AG-363 - Replaces Ref 33



SPA-173-K
Horizontal mounting bar and screws for AG-363



SPA-174-K
Vertical mounting bar and screws for AG-363



SPA-175-K
Mounting block and screws for AG-363



SPA-176-K
Index adjustment and screws for AG-363



AG-364 Airless

| Part no. | |
|----------------------|---|
| AG364-0000-S | AG-364 Automatic gun, with quick release screw manifold, non-recirculation, without tip* |
| AG364-0000-T | AG-364 Automatic gun, with quick release screw manifold with base recirculation, without tip* |
| AG364-BOOTH-K | AG-364 Booth Conversion Kit (see below for kit contents) |

*Please order tip separately - refer to selection table below.

Atomisation Type = Conventional HVLP Trans-Tech LVMP

Standard Flat Tips Selection Table

| Size - inches (mm) | .007(0.18) | .009(0.23) | .011(0.28) | .013(0.33) | .015(0.38) | .017(0.43) | .018 (0.46) | .019(0.48) | .021(0.53) | .024(0.61) | .027(0.69) |
|--------------------|-------------------------|------------|------------|------------|------------|------------|-------------|------------|------------|------------|------------|
| Fan width | Part no. RS-.... | | | | | | | | | | |
| 2" 50 mm | 0702 | 0902 | | | | | | | | | |
| 4" 100 mm | 0704 | 0904 | 1104 | 1304 | | | | | | | |
| 6" 150 mm | 0706 | 0906 | 1106 | 1306 | 1506 | 1706 | | 1906 | | | |
| 8" 200 mm | 0708 | 0908 | 1108 | 1308 | 1508 | 1708 | | 1908 | | | |
| 10" 250 mm | | 0910 | 1110 | 1310 | 1510 | 1710 | | 1910 | 2110 | 2410 | 2710 |
| 12" 300 mm | | 0912 | 1112 | 1312 | 1512 | 1712 | | 1912 | 2112 | 2412 | 2712 |
| 14" 350 mm | | | 1114 | 1314 | 1514 | 1714 | | 1914 | 2114 | 2414 | 2714 |
| 16" 400 mm | | | | 1316 | 1516 | 1716 | 1816 | 1916 | 2116 | 2416 | 2716 |
| 18" 450 mm | | | | | 1518 | 1718 | | 1918 | 2118 | 2418 | 2718 |

Fine Finish Flat Tips Selection Table

| Orifice - inches/mm | .009(0.23) | .011(0.28) | .013(0.33) | .015(0.38) | .017(0.43) |
|-------------------------------|---------------------------|------------|------------|------------|------------|
| Fan width - inches/ mm | Part no. RS-XXXX-F | | | | |
| 9"/225mm | 0909 | 1109 | 1309 | 1509 | 1709 |
| 11"/279mm | 0911 | 1111 | 1311 | 1511 | 1711 |
| 13"/330mm | | 1113 | 1313 | 1513 | 1713 |
| 15"/381mm | | 1115 | 1315 | 1515 | 1715 |
| 17"/432mm | | | | 1517 | 1717 |

AG-364 Booth Conversion Kit

| Part Number | Description | Quantity |
|--------------|--|----------|
| AG364-0000-S | AG-364 Automatic Gun | 4 |
| RS-1517-F | RS Fine Finish Tip .015 X 17" | 4 |
| RS-5861-K5 | RS Fine Finish Pre-Orifice Seal (.017") (5 Pack) | 1 |
| SPA-115 | 1/4" NPT-NPS Elbow 275 bar MWP. | 4 |
| 107-1439 | SS #4 J.I.C. (m) x 1/4" NPT(m) | 4 |
| DSG-4003 | Airless Tip Cleaners (Kit of 12) | 1 |
| KK-4584 | Spray Gun Cleaning Kit | 1 |

Ordering example:

AG364-0000-S


Gun

Manifold


S = Screw manifold - no recirculation

T = Screw manifold - recirculation


AG-364 Recommended Spares & Accessories



SPA-29X-K4
Viton Extreme O-rings x 4 for AG-364 - Ref 26




SPA-79
Fluid Needle Assembly for AG-364 - Ref 14




S-28220X-K2
Viton Extreme O-rings x 2 for AG-364 - Ref 11



SPA-69-K
Seat Assembly for AG363 - Ref 5




S-28219X-K4
Viton Extreme O-rings x 4 for AG-364 - Ref 9



S-28223X-K4
Viton Extreme O-rings x 4 for AG-364 - Ref 24



SPA-173-K
Horizontal mounting bar and screws for AG-364



SPA-174-K
Vertical mounting bar and screws for AG-364



SPA-175-K
Mounting block and screws for AG-364



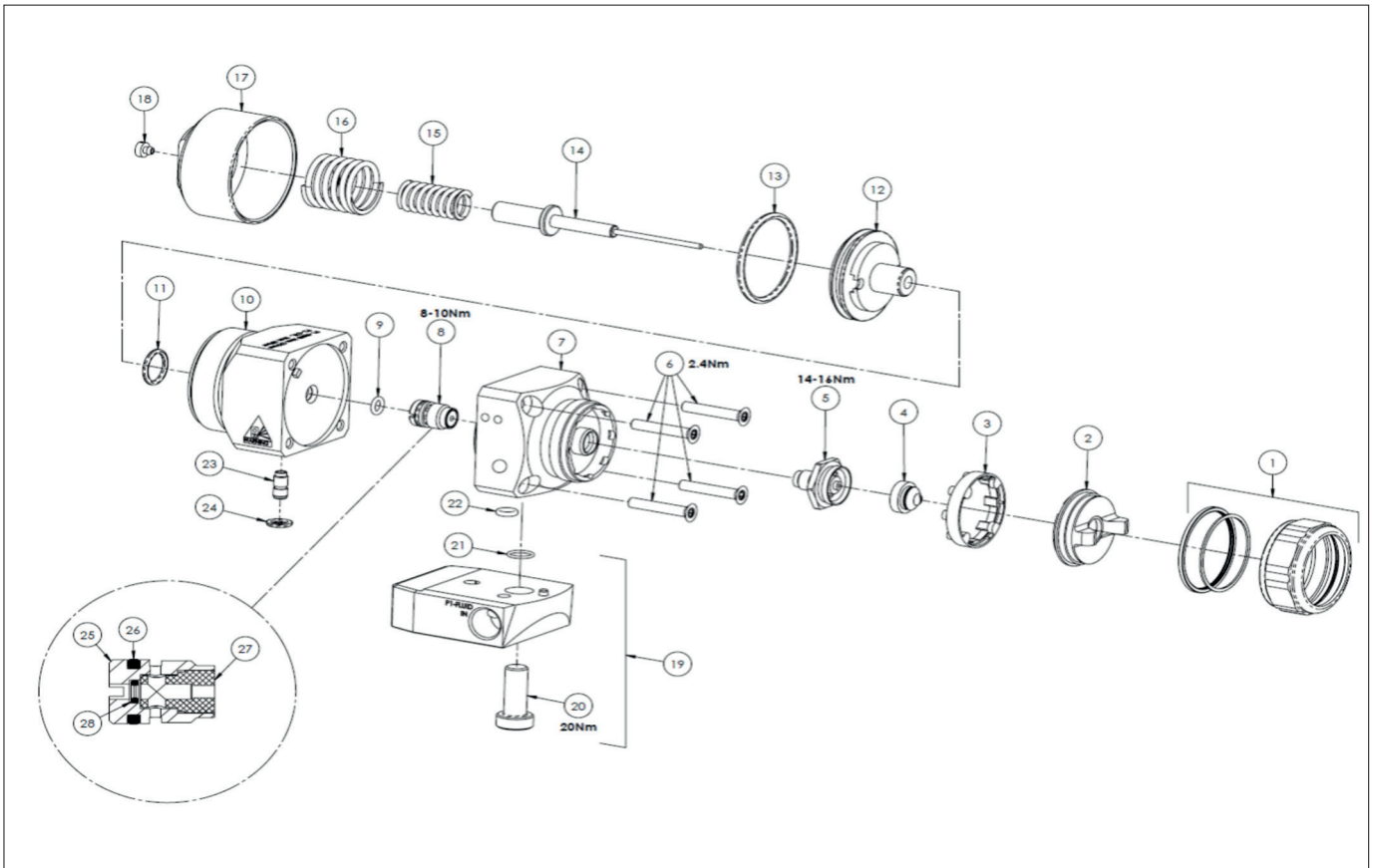
SPA-176-K
Index adjustment and screws for AG-364



Removable Seals

| Part No. | Description |
|--------------------|---|
| RS-5000-K5 | RS-Series Carbide Tip Seal Kit (5) |
| RS-5000-K10 | RS-Series Carbide Tip Seal Kit (10) |
| RS-5858-K5 | RS Fine Finish Pre-Orifice Seal .009" (5) |
| RS-5859-K5 | RS Fine Finish Pre-Orifice Seal .011" (5) |
| RS-5860-K5 | RS Fine Finish Pre-Orifice Seal .013" (5) |
| RS-5861-K5 | RS Fine Finish Pre-Orifice Seal .015" (5) |
| RS-5862-K5 | RS Fine Finish Pre-Orifice Seal .017" (5) |

AG-364 Airless



Spare Parts

| Ref. | Part no. | Description |
|-------|--------------------|---------------------------------------|
| 1 # | 54-6029-K | Retaining Ring With Seals |
| 2 # | 54-6031-K | Tip Holder |
| 3 | SPA-70-K10 | Index Plate (Kit Of 10) |
| 4 | See Table | Fluid Tip |
| 5 # | SPA-69-K | Needle Seat Assy |
| 6 | S-14190-K4 | Torx Screw (Kit Of 4) |
| 7 | SPA-190-K | Spray head |
| 8 *# | SPA-76-K | Needle Packing |
| 9 * | S-28219X-K4 | O Ring (Kit Of 4) |
| 10 | SPA-191-K | Body |
| 11* | S-28220X-K2 | O Ring (Kit Of 2) |
| 12 # | SPA-68-K | Piston |
| 13 *# | SPA-45X-K2 | O Ring (Kit Of 2) |
| 14 | SPA-79 | Fluid Needle |
| 15 # | SPA-77 | Needle Spring |
| 16 # | SPA-13 | Piston Spring |
| 17 | SPA-67-BL-K | End Cap |
| 18 | SPA-54 | Vent Cap |
| 19 | SPA-428-K | Screw Manifold Assembly |
| | SPA-428U-K | Recirculation Screw Manifold Assembly |
| 20 # | SPA-161-K2 | Clamping Screw (Kit Of 2) |
| 21 # | | O-Ring (Part of SPA-161-K2) |
| 22 * | SN-71X-K2 | O Ring |
| 23 # | SPA-52 | Air Tube |
| 24 | S-28223X-K4 | O Ring (Kit Of 4) |
| 25 | | Housing |
| 26 | SPA-29X-K4 | O Ring (Kit Of 4) |

| Ref. | Part no. | Description |
|------|-------------------|--|
| 27 | SPA-96-K4 | Seal |
| 28 | SPA-46X-K4 | O Ring (Kit Of 4) |
| | KK-4588 | Soft Seal Service Kit - includes items marked * |
| | KK-4589 | Major Overhaul Service Kit - Includes items marked # |



A75 Airless

| Part no. | |
|--------------------|---|
| 0811-7500-1 | A75 Airless gun with tip guard, and external st st tube without tip* |
| 0811-7500-2 | A75 Airless gun with tip guard, and direct connect without tip* |
| 0811-7500-3 | A75 Airless gun with tip guard, and direct connect without tip* - large passage version |
| 0811-7500-4 | A75M Airless gun with tip guard, and direct connect without tip* - for thicker coatings |

*Please order tip separately - refer to selection table below.

Twist Tip selection table

| Fan width - inches/mm | 4" 100mm | 6" 152mm | 8" 203mm | 10" 254mm | 12" 305mm | 14" 350mm |
|-------------------------|--------------------------|----------|----------|-----------|-----------|-----------|
| Orifice - inches | Part no. 9-XXX-75 | | | | | |
| .007(0.18) | - | 307 | - | - | - | - |
| .009(0.23) | - | 309 | 409 | 509 | - | - |
| .011(0.28) | 211 | 311 | 411 | 511 | 611 | - |
| .013(0.33) | 213 | - | 413 | 513 | 613 | 713 |
| .015(0.38) | 215 | 315 | 415 | 515 | 615 | 715 |
| .017(0.43) | 217 | 317 | - | 517 | 617 | 717 |
| .019(0.48) | - | - | 419 | 519 | 619 | - |
| .021(0.53) | - | - | 421 | 521 | 621 | - |
| .023(0.58) | - | - | - | 523 | 623 | - |
| .025(0.64) | - | - | - | 525 | - | - |
| .027(0.69) | - | - | - | - | 627 | - |
| .031(0.79) | - | - | - | - | 631 | - |
| .035(0.89) | - | - | 435 | - | 635 | - |

A75 Recommended Spares & Accessories



72-2332
Swivel Adaptor
1/4" M x 1/4" F for A75



54-7512
Needle Assembly for A75



1108-75B
7500 psi Twist Tip Guard for A75



54-7511-K
Diffuser Nut Kit for A75



A75-1-75
A75 Gun (0811 7500-1)
with 7.5m hose and twist tip



A75-2-75
A75 Gun (0811 7500-2)
with 7.5m hose and twist tip



A75-3M-75
A75 Gun (0811 7500-3)
with 7.5m hose and twist tip



F200/F400 Flow Gun

| Part no. | Material Fluid Passageways | Max Fluid Pressure | Fluid Inlet Size | I/Z Swivel* | Fluid Nozzle |
|-----------------|----------------------------|--------------------|------------------|-------------|--------------|
| FG121100 | Anodised Alu. | 276 Bar/4000 PSI | 1/4" Uni. | - | 3/8" BSP |
| FG121200 | Anodised Alu. | 276 Bar/4000 PSI | 1/4" Uni. | I | 3/8" BSP |
| FG121300 | Anodised Alu. | 276 Bar/4000 PSI | 1/4" Uni. | Z | 3/8" BSP |
| FG122100 | Anodised Alu. | 276 Bar/4000 PSI | 1/4" Uni. | - | 3/4" UNF |
| FG122200 | Anodised Alu. | 276 Bar/4000 PSI | 1/4" Uni. | I | 3/4" UNF |
| FG122300 | Anodised Alu. | 276 Bar/4000 PSI | 1/4" Uni. | Z | 3/4" UNF |
| FG123100 | Anodised Alu. | 276 Bar/4000 PSI | 1/4" Uni. | - | M18 x 1.5 |
| FG123200 | Anodised Alu. | 276 Bar/4000 PSI | 1/4" Uni. | I | M18 x 1.5 |
| FG123300 | Anodised Alu. | 276 Bar/4000 PSI | 1/4" Uni. | Z | M18 x 1.5 |
| FG141100 | ST ST | 414 Bar/6000 PSI | 1/4" Uni. | - | 3/8" BSP |
| FG141200 | ST ST | 414 Bar/6000 PSI | 1/4" Uni. | I | 3/8" BSP |
| FG141300 | ST ST | 414 Bar/6000 PSI | 1/4" Uni. | Z | 3/8" BSP |
| FG142100 | ST ST | 414 Bar/6000 PSI | 1/4" Uni. | - | 3/4" UNF |
| FG142200 | ST ST | 414 Bar/6000 PSI | 1/4" Uni. | I | 3/4" UNF |
| FG142300 | ST ST | 414 Bar/6000 PSI | 1/4" Uni. | Z | 3/4" UNF |
| FG143100 | ST ST | 414 Bar/6000 PSI | 1/4" Uni. | - | M18 x 1.5 |
| FG143200 | ST ST | 414 Bar/6000 PSI | 1/4" Uni. | I | M18 x 1.5 |
| FG143300 | ST ST | 414 Bar/6000 PSI | 1/4" Uni. | Z | M18 x 1.5 |

* I = In-line Swivel
Z = Z Swivel



RansFlex RX LP 45kV

| Part no. | |
|---------------------|---|
| 81345-X11100 | RansFlex LP 45kV with air cap, tip, no air or fluid hose |
| 81345-X11105 | RansFlex LP 45kV with OD for air, air cap, tip, no air or fluid hose |
| 81345-X11102 | RansFlex LP 45kV with air cap, tip, 10m air hose, no fluid hose |
| 81345-X11107 | RansFlex LP 45kV with OD for air, air cap, tip, 10m air hose, no fluid hose |
| 81345-X11112 | RansFlex LP 45kV with air cap, tip, 10m air and fluid hose |
| 81345-X11117 | RansFlex LP 45kV with OD for air, air cap, tip, 10m air and fluid hose |

RansFlex RFX LP 65kV

| Part no. | |
|---------------------|---|
| 81365-X11100 | RansFlex LP 65kV with air cap, tip, no air or fluid hose |
| 81365-X11105 | RansFlex LP 65kV with OD for air, air cap, tip, no air or fluid hose |
| 81365-X11102 | RansFlex LP 65kV with air cap, tip, 10m air hose, no fluid hose |
| 81365-X11107 | RansFlex LP 65kV with OD for air, air cap, tip, 10m air hose, no fluid hose |
| 81365-X11112 | RansFlex LP 65kV with air cap, tip, 10m air and fluid hose |
| 81365-X11117 | RansFlex LP 65kV with OD for air, air cap, tip, 10m air and fluid hose |

Air cap Selection Table

| Marking | Part No | 0.7 | 1.0 | 1.2 | 1.4 | 1.8 |
|-------------|-----------------|-----|-----|-----|-----|-----|
| C-31 | 80231-00 | | | ● | ● | ● |
| T-40 | 80240-00 | ● | ● | ● | ● | ● |
| V-65 | 80265-00 | ● | ● | ● | ● | ● |

Fluid Tip Selection Table

| Description | 0.7 | Colour | 1.0 | Colour | 1.2 | Colour | 1.4 | Colour | 1.8 | Colour |
|---------------------------------------|-----------------------|--------|-----------------------|--------|----------|--------|----------|--------|----------|--------|
| Tip - standard for C-31 Cap | | | | | 80230-12 | Red | 80230-14 | Grey | 80230-18 | Green |
| Tip - standard for T-40 Cap | 80239-07 ¹ | Black | 80239-10 ¹ | Black | 80239-12 | Red | 80239-14 | Grey | 80239-18 | Green |
| Tip - standard for V-65 Cap | 80264-07 ¹ | Black | 80264-10 ¹ | Black | 80264-12 | Red | 80264-14 | Grey | 80264-18 | Green |
| Tip - hardwearing for V-65 Cap | | | | | | | 80464-14 | Tan | 80464-18 | Tan |

¹Sold as Spare Part Only

Fluid Hose Assemblies

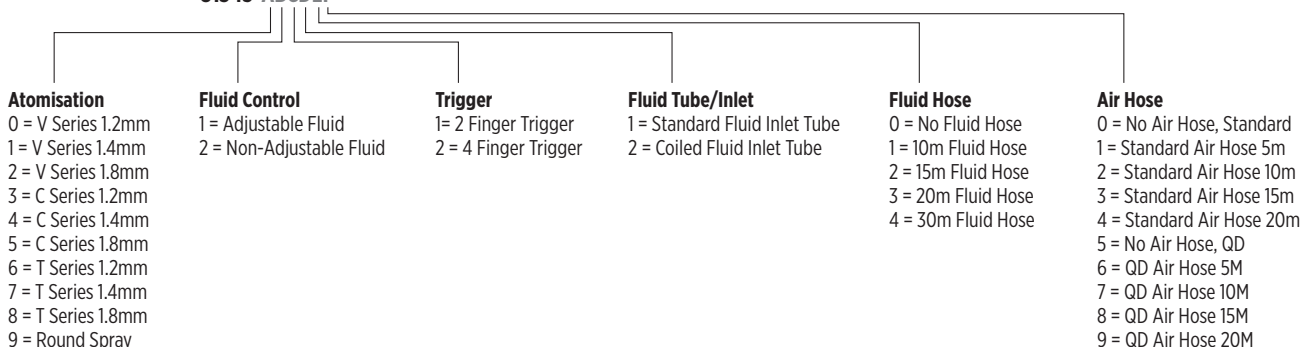
| Part no. | Description |
|-----------------|-------------------------------|
| 80303-05 | Low Pressure Fluid hose - 5m |
| 80303-10 | Low Pressure Fluid hose - 10m |
| 80303-15 | Low Pressure Fluid hose - 15m |
| 80303-20 | Low Pressure Fluid hose - 20m |
| 80303-30 | Low Pressure Fluid hose - 30m |

Air Hose Assemblies

| Part no. | Description |
|----------|---|
| 80558-05 | Low Pressure Super Flexible Air hose - 5m |
| 80558-10 | Low Pressure Super Flexible Air hose - 10m |
| 80558-15 | Low Pressure Super Flexible Air hose - 15m |
| 80558-20 | Low Pressure Super Flexible Air hose - 20m |
| 80558-06 | Low Pressure Air hose - 5m complete with QD fittings |
| 80558-11 | Low Pressure Air hose - 10m complete with QD fittings |
| 80558-16 | Low Pressure Air hose - 15m complete with QD fittings |
| 80558-21 | Low Pressure Air hose - 20m complete with QD fittings |

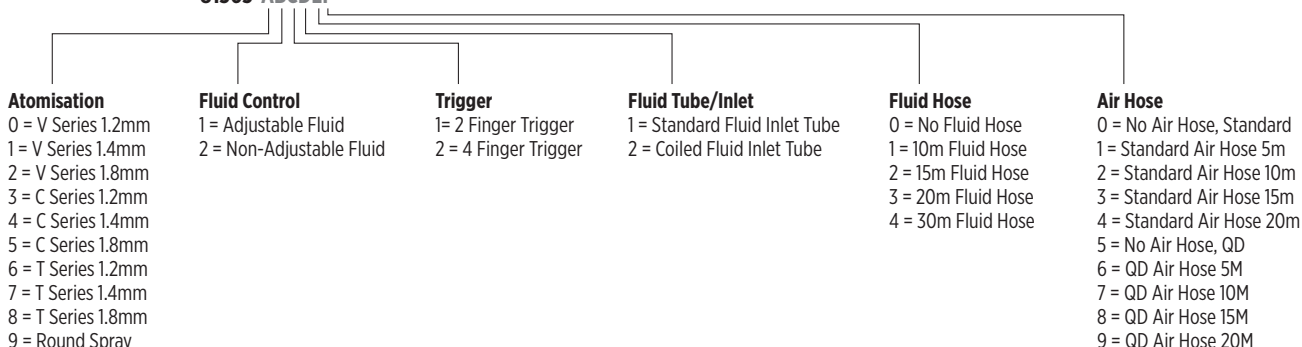
RansFlex 45kV models available:

81345-ABCDEF



RansFlex 65kV models available:

81365-ABCDEF



RansFlex Recommended Spares & Accessories



70430-01
Hi-Flex Electrode for RansFlex




80250-45
Cascade assembly for RansFlex 45kv



80250-65
Cascade assembly for RansFlex 65kv



80255-00
Turbine assembly for RansFlex



79879-03
Coiled low resistance fluid tube for RansFlex 45kV



80696-00
Handle gasket kit for RansFlex



80353-00
Gun wrench for RansFlex

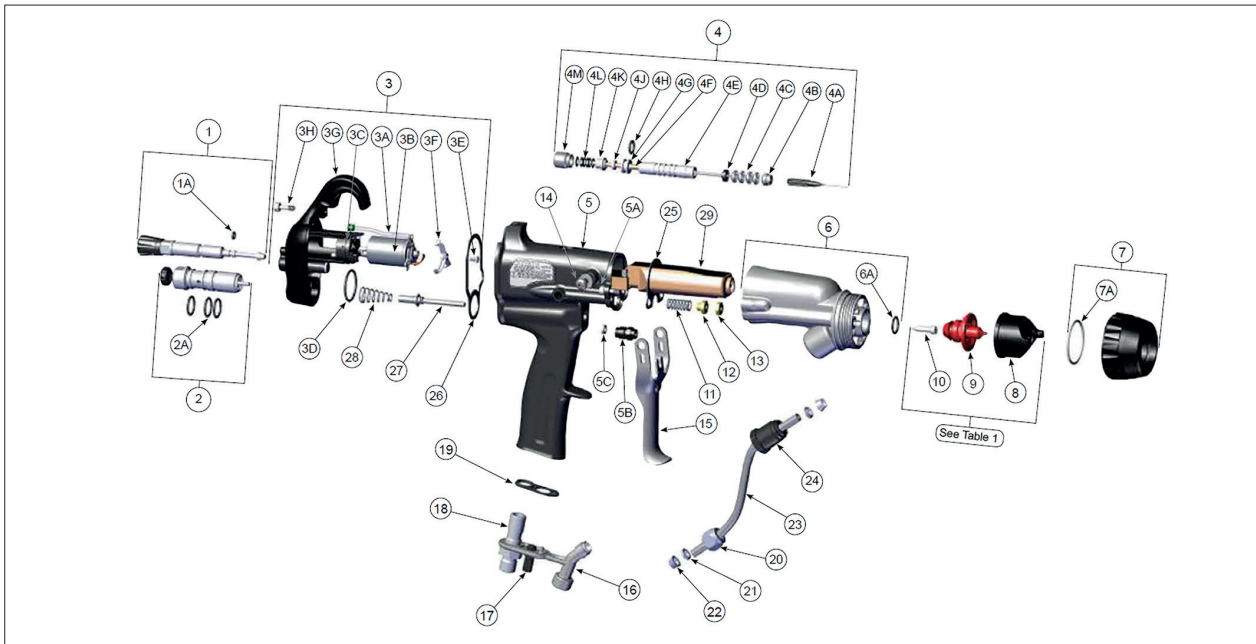


11775-10
Protection hose 30mm grey for RansFlex



11775-05
Protection hose 55mm grey for RansFlex

RansFlex



Spare Parts

| Ref. | Part no. | Description |
|------|--------------------|--|
| 1 | 80273-00 | Assembly, Fan Valve |
| 1A | 79001-16 | O-ring, solvent-resistant |
| 2 | 80262-00 | Fluid Cartridge, Adjustable, Assembly |
| | 80262-01 | Fluid Cartridge, Non Adjustable Assembly |
| 2A | 79001-08 | O-ring, solvent-resistant |
| 3 | 80378-00 | Rear Cover With Motor Assy |
| 3A | 80213-00 | Light Pipe |
| 3B | 80255-00 | Motor Assembly Inc Support & Screws |
| 3C | 79775-00 | Mounting Block |
| 3D | 7554-61 | O-ring |
| 3E | 80275-00 | Screw |
| 3F | 80219-00 | Bracket, Locking |
| 3G | 80254-00 | Cover, Rear, Bare (Contains Screws) |
| 3H | 80274-00 | Screw, Barrel-Handle |
| 4 | 80263-45 | Needle Shaft Assembly 45kv |
| | 80263-65 | Needle Shaft Assembly 65kv |
| 4A | 70430-01 | Assembly Electrode, High Wear |
| | 70430-01-K3 | Assembly Electrode, High Wear x 3 |
| 4B | 80677-00 | Adaptor, Male |
| 4C | 14323-00 | Seal, Chevron 3/8 Dia. |
| | 14323-00-K4 | Seal, Chevron 3/8 Dia. x 4 |
| 4D | 18821-00 | Adaptor, Female, Chevron |
| 4E | 80257-45 | Tube, Packing RX (45kV) |
| | 80257-65 | Tube, Packing RX (65kV) |
| 4F | 80225-45 | Needle Shaft Assembly RX (45kV) |
| | 80225-65 | Needle Shaft Assembly RX (45kV) |
| 4G | 79001-06 | O-ring, Solvent Proof |
| 4H | 78629-00 | Retainer, Needle Seal Rear |
| 4J | 10051-05 | Cup Seal, Spring Loaded |
| 4K | 78630-00 | Spacer, Seal |
| 4L | 17390-04 | Washer, Spring, Belleville |
| | 17390-04-K6 | Washer, Spring, Belleville x 6 |
| 4M | 78631-00 | Nut, Packing |
| 5 | 80870-00 | Assembly, Handle |

| Ref. | Part no. | Description |
|------|--------------------|------------------------------------|
| 5A | 80274-00 | Screw, Barrel-Handle |
| 5B | 80229-00 | Nut, Retaining, Air Valve |
| 5C | 10051-05 | Cup Seal, Spring Loaded |
| 6 | 80376-00 | Barrel & O-Ring Assy, RX 45kv |
| | 80379-00 | Barrel & O-Ring Assy, RFX 65kv |
| 6A | 79001-07 | O-ring, solvent-resistant |
| 7 | 80377-00 | Nut, Retaining and O-ring Assembly |
| 7A | LSOR0005-17 | O-ring, Encapsulated |
| 11 | 80258-00 | Spring, Fluid Return |
| 12 | 80243-00 | Nut, Front Jam |
| 13 | 80242-00 | Nut, Rear Jam |
| 14 | 80268-00 | Screw, Trigger, Single |
| 15 | 80211-00 | 2 Finger Metal Trigger |
| 16 | 80212-00 | Bracket, Fluid Machined |
| 17 | 80221-00 | Fitting, Exhaust |
| 18 | 80868-00 | Fitting, Air Inlet |
| | 80869-00 | QD Air Fitting |
| 19 | 80684-00 | Gasket, Exhaust |
| 20 | EMF-201-04 | Nut, Hex, Nylon |
| 21 | EMF-203-04 | Ferrule, Front 1/4 Tube |
| 22 | EMF-202-04 | Ferrule, Back 1/4 Tube |
| 23 | 80269-45 | Fluid Inlet Tube 45kv |
| | 80269-65 | Fluid Inlet Tube 65kv |
| | 79879-03 | Coiled Fluid Inlet Fluid Tube |
| 24 | 80346-00 | Nut, Connector |
| 25 | 80745-00 | Gasket, Barrel |
| 26 | 80732-00 | Gasket, Rear |
| 27 | 80244-00 | Assembly, Valve, Air |
| 28 | 80533-00 | Spring, Air Valve |
| 29 | 80250-45 | Cascade Assembly, 45kv |
| | 80250-65 | Cascade Assembly, 65kv |



RansFlex RFXi LP 65kV

| Part no. | |
|---------------------|--|
| 81465-X11100 | RansFlex RFXi LP 65kV with TI-40 air cap, tip, no air or fluid hose |
| 81465-X11105 | RansFlex RFXi LP 65kV with QD for air, TI-40 air cap, tip, no air or fluid hose |
| 81465-X11102 | RansFlex RFXi LP 65kV with TI-40 air cap, tip, 10m air hose, no fluid hose |
| 81465-X11107 | RansFlex RFXi LP 65kV with QD for air, TI-40 air cap, tip, 10m air hose, no fluid hose |
| 81465-X11112 | RansFlex RFXi LP 65kV with TI-40 air cap, tip, 10m air and fluid hose |
| 81465-X11117 | RansFlex RFXi LP 65kV with QD for air, TI-40 air cap, tip, 10m air and fluid hose |

Air cap Selection Table

| Marking | Part No | 0.7 | 1.0 | 1.2 | 1.4 | 1.8 |
|---------|----------|-----|-----|-----|-----|-----|
| TI-40 | 80383-00 | ● | ● | ● | ● | ● |

Fluid Tip Selection Table

| Description | 0.7 | Colour | 1.0 | Colour | 1.2 | Colour | 1.4 | Colour | 1.8 | Colour |
|------------------------------|----------|--------|----------|--------|----------|--------|----------|--------|----------|--------|
| Tip - standard for TI-40 Cap | 80239-07 | Black | 80239-10 | Black | 80239-12 | Red | 80239-14 | Grey | 80239-18 | Green |

Fluid Hose Assemblies

| Part no. | Description |
|-----------------|-------------------------------|
| 80303-05 | Low Pressure Fluid hose - 5m |
| 80303-10 | Low Pressure Fluid hose - 10m |
| 80303-15 | Low Pressure Fluid hose - 15m |
| 80303-20 | Low Pressure Fluid hose - 20m |
| 80303-30 | Low Pressure Fluid hose - 30m |

Air Hose Assemblies

| Part no. | Description |
|-----------------|---|
| 80558-05 | Low Pressure Super Flexible Air hose - 5m |
| 80558-10 | Low Pressure Super Flexible Air hose - 10m |
| 80558-15 | Low Pressure Super Flexible Air hose - 15m |
| 80558-20 | Low Pressure Super Flexible Air hose - 20m |
| 80558-06 | Low Pressure Air hose - 5m complete with QD fittings |
| 80558-11 | Low Pressure Air hose - 10m complete with QD fittings |
| 80558-16 | Low Pressure Air hose - 15m complete with QD fittings |
| 80558-21 | Low Pressure Air hose - 20m complete with QD fittings |

RansFlex RFXi Recommended Spares & Accessories



70430-01
Hi-Flex Electrode for RansFlex RFXi



80250-65
Cascade assembly for RansFlex RFXi 65kv



80255-00
Turbine assembly for RansFlex RFXi



80696-00
Handle gasket kit for RansFlex RFXi



80353-00
Gun wrench for RansFlex RFXi



11775-10
Protection hose 30mm grey for RansFlex RFXi



11775-05
Protection hose 55mm grey for RansFlex RFXi

RansFlex RFXi 65kV models available:

81465-ABCDEF

Atomisation

- 0 = T Series 1.2mm
- 1 = T Series 1.4mm
- 2 = T Series 1.8mm
- 3 = T Series 1.0mm
- 4 = T Series 0.7mm

Fluid Control

- 1 = Adjustable Fluid
- 2 = Non-Adjustable Fluid

Trigger

- 1 = 2 Finger Trigger
- 2 = 4 Finger Trigger

Fluid Tube/Inlet

- 1 = Standard Fluid Inlet Tube

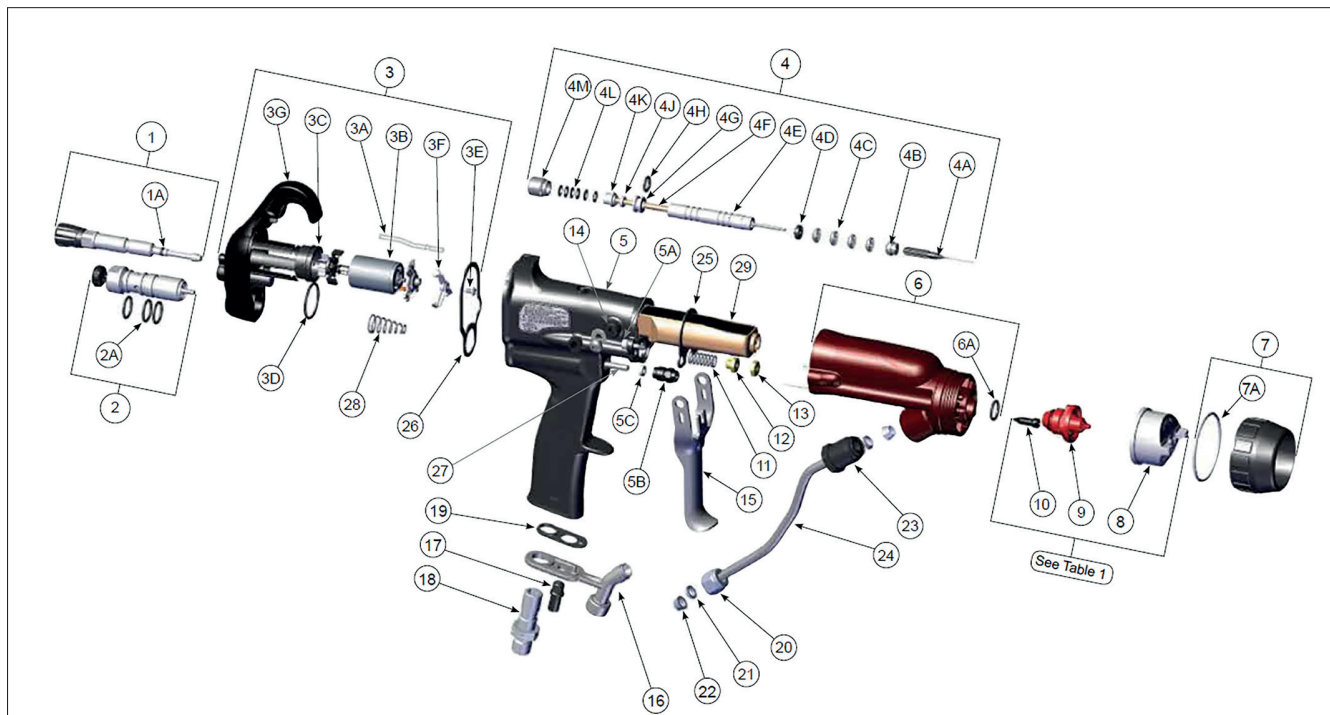
Fluid Hose

- 0 = No Fluid Hose
- 1 = 10m Fluid Hose
- 2 = 15m Fluid Hose
- 3 = 20m Fluid Hose
- 4 = 30m Fluid Hose

Air Hose

- 0 = No Air Hose, Standard
- 1 = Standard Air Hose 5m
- 2 = Standard Air Hose 10m
- 3 = Standard Air Hose 15m
- 4 = Standard Air Hose 20m
- 5 = No Air Hose, QD
- 6 = QD Air Hose 5M
- 7 = QD Air Hose 10M
- 8 = QD Air Hose 15M
- 9 = QD Air Hose 20M

RansFlex RFXi



Spare Parts

| Ref. | Part no. | Description |
|------|-------------|--|
| 1 | 80273-00 | Assembly, Fan Valve |
| 1A | 79001-16 | O-ring, solvent-resistant |
| 2 | 80262-00 | Fluid Cartridge, Adjustable, Assembly |
| | 80262-01 | Fluid Cartridge, Non Adjustable Assembly |
| 2A | 79001-08 | O-ring, solvent-resistant |
| 3 | 80378-00 | Rear Cover With Motor Assy |
| 3A | 80213-00 | Light Pipe |
| 3B | 80255-00 | Motor Assembly Inc Support & Screws |
| 3C | 79775-00 | Mounting Block |
| 3D | 7554-61 | O-ring |
| 3E | 80275-00 | Screw |
| 3F | 80219-00 | Bracket, Locking |
| 3G | 80254-00 | Cover, Rear, Bare (Contains Screws) |
| 3H | 80274-00 | Screw, Barrel-Handle |
| 4 | 80263-65 | Needle Shaft Assembly 65kV |
| 4A | 70430-01 | Assembly Electrode, High Wear |
| | 70430-01-K3 | Assembly Electrode, High Wear x 3 |
| 4B | 80677-00 | Adaptor, Male |
| 4C | 14323-00 | Seal, Chevron 3/8 Dia. |
| | 14323-00-K4 | Seal, Chevron 3/8 Dia. x 4 |
| 4D | 18821-00 | Adaptor, Female, Chevron |
| 4E | 80257-65 | Tube, Packing RFX (65kV) |
| 4F | 80225-65 | Needle Shaft Assembly RFXi (65kV) |
| 4G | 79001-06 | O-ring, Solvent Proof |
| 4H | 78629-00 | Retainer, Needle Seal Rear |
| 4J | 10051-05 | Cup Seal, Spring Loaded |
| 4K | 78630-00 | Spacer, Seal |
| 4L | 17390-04 | Washer, Spring, Belleville |
| | 17390-04-K6 | Washer, Spring, Belleville x 6 |
| 4M | 78631-00 | Nut, Packing |
| 5 | 80870-00 | Assembly, Handle |

| Ref. | Part no. | Description |
|------|-------------|------------------------------------|
| 5A | 80274-00 | Screw, Barrel-Handle |
| 5B | 80229-00 | Nut, Retaining, Air Valve |
| 5C | 10051-05 | Cup Seal, Spring Loaded |
| 6 | 80724-00 | Barrel & O-Ring Assy, RFXi 65kv |
| 6A | 79001-07 | O-ring, solvent-resistant |
| 7 | 80532-00 | Nut, Retaining and O-ring Assembly |
| 7A | LSOR0005-17 | O-ring, Encapsulated |
| 11 | 80258-00 | Spring, Fluid Return |
| 12 | 80243-00 | Nut, Front Jam |
| 13 | 80242-00 | Nut, Rear Jam |
| 14 | 80268-00 | Screw, Trigger, Single |
| 15 | 80211-00 | 2 Finger Metal Trigger |
| 16 | 80212-00 | Bracket, Fluid Machined |
| 17 | 80221-00 | Fitting, Exhaust |
| 18 | 80868-00 | Fitting, Air Inlet |
| | 80869-00 | QD Air Fitting |
| 19 | 80684-00 | Gasket, Exhaust |
| 20 | EMF-201-04 | Nut, Hex, Nylon |
| 21 | EMF-203-04 | Ferrule, Front 1/4 Tube |
| 22 | EMF-202-04 | Ferrule, Back 1/4 Tube |
| 23 | 80346-00 | Nut, Connector |
| 24 | 80269-65 | Fluid Inlet Tube 65kv |
| | 79879-03 | Coiled Fluid Inlet Fluid Tube |
| 25 | 80745-00 | Gasket, Barrel |
| 26 | 80732-00 | Gasket, Rear |
| 27 | 80244-00 | Assembly, Valve, Air |
| 28 | 80533-00 | Spring, Air Valve |
| 29 | 80250-65 | Cascade Assembly, 65kv |



RansFlex RXQ Solvent Quick Fan Adjust LP 45kV

Part no.

| | |
|---------------------|---|
| 81545-X11100 | RansFlex RXQ LP 45kV with air cap, tip, no air or fluid hose |
| 81545-X11105 | RansFlex RXQ LP 45kV with QD for air, air cap, tip, no air or fluid hose |
| 81545-X11102 | RansFlex RXQ LP 45kV with air cap, tip, 10m air hose, no fluid hose |
| 81545-X11107 | RansFlex RXQ LP 45kV with QD for air, air cap, tip, 10m air hose, no fluid hose |
| 81545-X11112 | RansFlex RXQ LP 45kV with air cap, tip, 10m air and fluid hose |
| 81545-X11117 | RansFlex RXQ LP 45kV with QD for air, air cap, tip, 10m air and fluid hose |

RansFlex RFXQ Solvent Quick Fan Adjust LP 65kV

Part no.

| | |
|---------------------|--|
| 81565-X11100 | RansFlex RFXQ LP 65kV with air cap, tip, no air or fluid hose |
| 81565-X11105 | RansFlex RFXQ LP 65kV with QD for air, air cap, tip, no air or fluid hose |
| 81565-X11102 | RansFlex RFXQ LP 65kV with air cap, tip, 10m air hose, no fluid hose |
| 81565-X11107 | RansFlex RFXQ LP 65kV with QD for air, air cap, tip, 10m air hose, no fluid hose |
| 81565-X11112 | RansFlex RFXQ LP 65kV with air cap, tip, 10m air and fluid hose |
| 81565-X11117 | RansFlex RFXQ LP 65kV with QD for air, air cap, tip, 10m air and fluid hose |

Air cap Selection Table

| Marking | Part No | 0.7 | 1.0 | 1.2 | 1.4 | 1.8 |
|-------------|-----------------|-----|-----|-----|-----|-----|
| C-31 | 80231-00 | | | ● | ● | ● |
| T-40 | 80240-00 | ● | ● | ● | ● | ● |
| V-65 | 80265-00 | ● | ● | ● | ● | ● |

Fluid Tip Selection Table

| Description | 0.7 | Colour | 1.0 | Colour | 1.2 | Colour | 1.4 | Colour | 1.8 | Colour |
|---------------------------------------|-----------------------|--------|-----------------------|--------|----------|--------|----------|--------|----------|--------|
| Tip - standard for C-31 Cap | | | | | 80230-12 | Red | 80230-14 | Grey | 80230-18 | Green |
| Tip - standard for T-40 Cap | 80239-07 ¹ | Black | 80239-10 ¹ | Black | 80239-12 | Red | 80239-14 | Grey | 80239-18 | Green |
| Tip - standard for V-65 Cap | 80264-07 ¹ | Black | 80264-10 ¹ | Black | 80264-12 | Red | 80264-14 | Grey | 80264-18 | Green |
| Tip - hardwearing for V-65 Cap | | | | | | | 80464-14 | Tan | 80464-18 | Tan |

¹Sold as Spare Part Only

Fluid Hose Assemblies

| Part no. | Description |
|-----------------|-------------------------------|
| 80303-05 | Low Pressure Fluid hose - 5m |
| 80303-10 | Low Pressure Fluid hose - 10m |
| 80303-15 | Low Pressure Fluid hose - 15m |
| 80303-20 | Low Pressure Fluid hose - 20m |
| 80303-30 | Low Pressure Fluid hose - 30m |

Air Hose Assemblies

| Part no. | Description |
|----------|---|
| 80558-05 | Low Pressure Super Flexible Air hose - 5m |
| 80558-10 | Low Pressure Super Flexible Air hose - 10m |
| 80558-15 | Low Pressure Super Flexible Air hose - 15m |
| 80558-20 | Low Pressure Super Flexible Air hose - 20m |
| 80558-06 | Low Pressure Air hose - 5m complete with QD fittings |
| 80558-11 | Low Pressure Air hose - 10m complete with QD fittings |
| 80558-16 | Low Pressure Air hose - 15m complete with QD fittings |
| 80558-21 | Low Pressure Air hose - 20m complete with QD fittings |

RansFlex RXQ & RFXQ Recommended Spares & Accessories



70430-01
Hi-Flex Electrode for RansFlex




80250-45
Cascade assembly for RansFlex 45kv



80250-65
Cascade assembly for RansFlex 65kv



80255-00
Turbine assembly for RansFlex



80353-00
Gun wrench for RansFlex



11775-10
Protection hose 30mm grey for RansFlex



11775-05
Protection hose 55mm grey for RansFlex

RansFlex RXQ 45kV models available:

81545-ABCDEF

Atomisation

- 0 = V Series 1.2mm
- 1 = V Series 1.4mm
- 2 = V Series 1.8mm
- 3 = C Series 1.2mm
- 4 = C Series 1.4mm
- 5 = C Series 1.8mm
- 6 = T Series 1.2mm
- 7 = T Series 1.4mm
- 8 = T Series 1.8mm
- 9 = Round Spray

Fluid Control

- 1 = Adjustable Fluid
- 2 = Non-Adjustable Fluid

Trigger

- 1 = 2 Finger Trigger
- 2 = 4 Finger Trigger
- 3 = 2 Finger Small Trigger

Fluid Tube/Inlet

- 1 = Standard Fluid Inlet Tube
- 2 = Coiled Fluid Inlet Tube

Fluid Hose

- 0 = No Fluid Hose
- 1 = 10m Fluid Hose
- 2 = 15m Fluid Hose
- 3 = 20m Fluid Hose
- 4 = 30m Fluid Hose

Air Hose

- 0 = No Air Hose, Standard
- 1 = Standard Air Hose 5m
- 2 = Standard Air Hose 10m
- 3 = Standard Air Hose 15m
- 4 = Standard Air Hose 20m
- 5 = No Air Hose, QD
- 6 = QD Air Hose 5M
- 7 = QD Air Hose 10M
- 8 = QD Air Hose 15M
- 9 = QD Air Hose 20M

RansFlex RFXQ 65kV models available:

81565-ABCDEF

Atomisation

- 0 = V Series 1.2mm
- 1 = V Series 1.4mm
- 2 = V Series 1.8mm
- 3 = C Series 1.2mm
- 4 = C Series 1.4mm
- 5 = C Series 1.8mm
- 6 = T Series 1.2mm
- 7 = T Series 1.4mm
- 8 = T Series 1.8mm
- 9 = Round Spray

Fluid Control

- 1 = Adjustable Fluid
- 2 = Non-Adjustable Fluid

Trigger

- 1 = 2 Finger Trigger
- 2 = 4 Finger Trigger
- 3 = 2 Finger Small Trigger

Fluid Tube/Inlet

- 1 = Standard Fluid Inlet Tube
- 2 = Coiled Fluid Inlet Tube

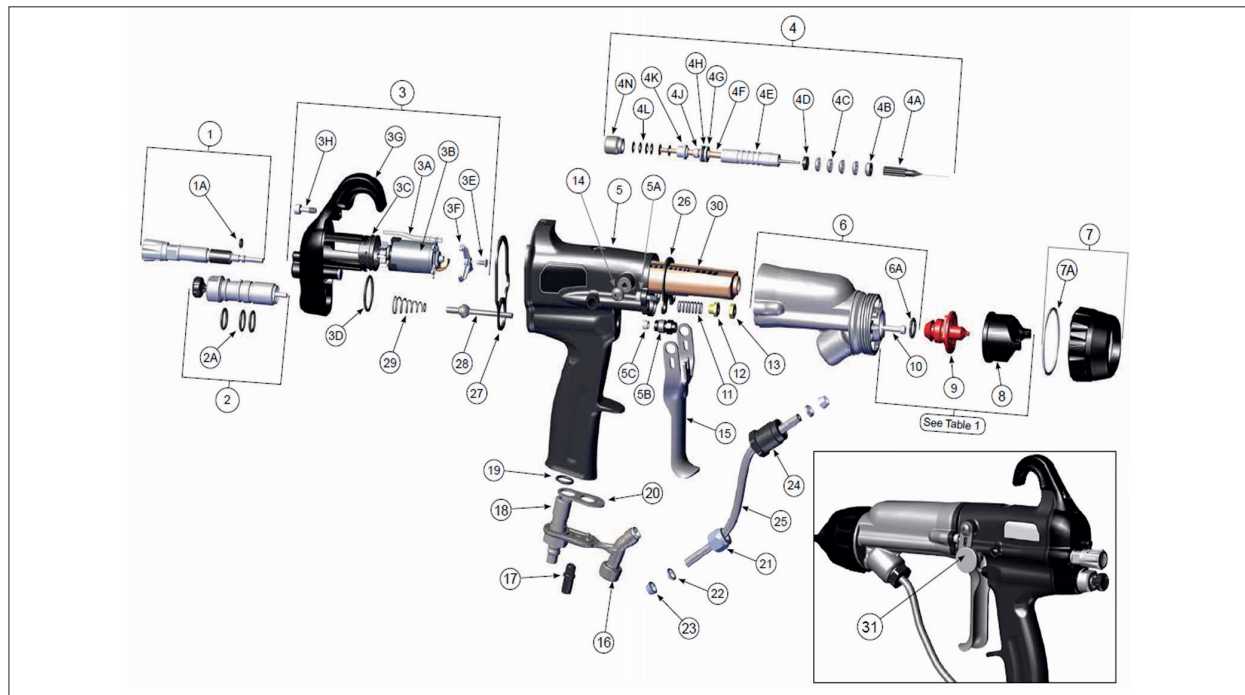
Fluid Hose

- 0 = No Fluid Hose
- 1 = 10m Fluid Hose
- 2 = 15m Fluid Hose
- 3 = 20m Fluid Hose
- 4 = 30m Fluid Hose

Air Hose

- 00 = No Air Hose, Standard
- 1 = Standard Air Hose 5m
- 2 = Standard Air Hose 10m
- 3 = Standard Air Hose 15m
- 4 = Standard Air Hose 20m
- 5 = No Air Hose, QD
- 6 = QD Air Hose 5M
- 7 = QD Air Hose 10M
- 8 = QD Air Hose 15M
- 9 = QD Air Hose 20M

RansFlex RXQ/RFXQ



Spare Parts

| Ref. | Part no. | Description |
|------|-------------|---|
| 1 | 80555-00 | Assembly, Fan Valve |
| 1a | 79001-16 | O-Ring, Solvent Proof |
| 2 | 80262-00 | Assembly, Fluid Cartridge |
| | 80262-01 | Assembly, Fluid Cartridge (Non-Adjustable) |
| 2A | 79001-08 | O-Ring, Solvent Proof |
| 3 | 80378-00 | Cover,Rear Assembly |
| 3A | 80213-00 | Pipe, Light |
| 3B | 80255-00 | Assembly, Motor |
| 3C | 79755-00 | Block, Porting |
| 3D | 7554-61 | O-Ring, Solvent Resistant |
| 3E | 80275-00 | Screw p.o.a |
| 3F | 80219-00 | Bracket, Locking |
| 3G | 80254-00 | Cover, Rear |
| 3H | 80274-00 | Screw, Rear Cover |
| 4 | 80263-45 | Needle Shaft Assembly |
| 4 | 80263-65 | Needle Shaft Assembly |
| 4A | 70430-01 | Assembly Electrode, High Water |
| | 70430-01-K3 | Assembly Electrode, High Water (kit of 3) |
| 4B | 80677-00 | Adapter, Male |
| 4C | 14323-00 | Seal, Chevron, 3/8 Dia. |
| | 14323-00-K4 | Seal, Chevron. (Kit Of 4) |
| 4D | 18821-00 | Adapter, Female, Chevron |
| 4E | 80257-45 | Tube, Packing Rx (45kv) |
| 4F | 80225-45 | Needle Shaft Assembly Rf (45kv) |
| | 80225-65 | Needle Shaft Assembly Rfx (65kv) |
| 4G | 79001-06 | O-Ring, Solvent Proof |
| 4H | 78629-00 | Retainer, Needle Seal, Rear |
| 4J | 10051-05 | Cup Seal, Spring Loaded |
| 4K | 78630-00 | Spacer, Seal |
| 4L | 17390-04 | Washer, Spring, Belleville |
| | 17390-04-K6 | Washer, Spring, Belleville (Kit Of 6) |
| 4M | 78631-00 | Nut, Packing |
| 5 | 80716-00 | Assembly, Handle Includes Motor Control Board And Harness |

| Ref. | Part no. | Description |
|------|-------------|---|
| 5A | 80274-00 | Screw, Barrel-Handle |
| 5B | 80229-00 | Nut, Retaining, Air Valve |
| 5C | 10051-05 | Cup Seal, Spring Loaded |
| 6 | 80376-00 | Barrel (Includes O-Ring) Rx (45kv) |
| | 80379-00 | Barrel (Includes O-Ring) Rfx (65kv) |
| 6A | 79001-07 | O-Ring, Solvent Proof (included with 6) |
| 7 | 80377-00 | Nut, Retaining & O-Ring Assembly |
| 7A | LSOR0005-17 | O-Ring, Encapsulated |
| 11 | 80258-00 | Spring, Fluid Return |
| 12 | 80243-00 | Nut, Front Jam |
| 13 | 80242-00 | Nut, Rear Jam |
| 14 | 80268-00 | Screw, Trigger |
| 15 | 80211-00 | Assembly, Trigger |
| 16 | 80212-00 | Bracket, Fluid |
| 17 | 80221-00 | Fitting, Exhaust |
| 18 | 80868-00 | Fitting, Air Inlet |
| | 80869-00 | QD Air Fitting |
| 19 | 80684-00 | Gasket, Exhaust, Combined |
| 20 | EMF-201-04 | Nut, Hex, Nylon |
| 21 | EMF-203-04 | Ferrule, Front 1/4" |
| 22 | EMF-202-04 | Ferrule, Back 1/4" |
| 23 | 80269-45 | Standard Fluid Inlet Tube Rx (45kv) |
| | 80269-65 | Standard Fluid Inlet Tube Rfx (65kv) |
| | 79879-03 | Coiled Fluid Inlet Tube |
| 24 | 80346-00 | Nut Connector |
| 25 | 80745-00 | Gasket Barrel |
| 26 | 80732-00 | Gasket, Rear |
| 27 | 80244-00 | Assembly, Valve, Air |
| 28 | 80533-00 | Spring, Air Valve |
| 29 | 80250-65 | Assembly, Cascade Rfx (65kv) |
| | 80250-45 | Assembly, Cascade Rx (45kv) |
| 30 | 80550-00 | Assembly, Quick Fan |



RansFlex RFXW Waterbased Direct Charge LP 65kV

| Part no. | |
|---------------------|---|
| 81520-X11000 | RansFlex RFXW LP 65kV with air cap, tip, no air or fluid hose |
| 81520-X11005 | RansFlex RFXW LP 65kV with QD for air, air cap, tip, no air or fluid hose |
| 81520-X11002 | RansFlex RFXW LP 65kV with air cap, tip, 10m air hose, no fluid hose |
| 81520-X11007 | RansFlex RFXW LP 65kV with QD for air, air cap, tip, 10m air hose, no fluid hose |
| 81520-X11012 | RansFlex RFXW LP 65kV with air cap, tip, 10m air and 3/16" fluid hose |
| 81520-X11017 | RansFlex RFXW LP 65kV with QD for air, air cap, tip, 10m air and 3/16" fluid hose |
| 81520-X11032 | RansFlex RFXW LP 65kV with air cap, tip, 10m air and 1/4" fluid hose |
| 81520-X11037 | RansFlex RFXW LP 65kV with QD for air, air cap, tip, 10m air and 1/4" fluid hose |

Air cap Selection Table

| Marking | Part No | 0.7 | 1.0 | 1.2 | 1.4 | 1.8 |
|---------|----------|-----|-----|-----|-----|-----|
| C-31 | 80231-00 | | | ● | ● | ● |
| T-40 | 80240-00 | ● | ● | ● | ● | ● |
| V-65 | 80265-00 | ● | ● | ● | ● | ● |

Fluid Tip Selection Table

| Description | 0.7 | Colour | 1.0 | Colour | 1.2 | Colour | 1.4 | Colour | 1.8 | Colour |
|--------------------------------|-----------------------|--------|-----------------------|--------|----------|--------|----------|--------|----------|--------|
| Tip - standard for C-31 Cap | | | | | 80230-12 | Red | 80230-14 | Grey | 80230-18 | Green |
| Tip - standard for T-40 Cap | 80239-07 ¹ | Black | 80239-10 ¹ | Black | 80239-12 | Red | 80239-14 | Grey | 80239-18 | Green |
| Tip - standard for V-65 Cap | 80264-07 ¹ | Black | 80264-10 ¹ | Black | 80264-12 | Red | 80264-14 | Grey | 80264-18 | Green |
| Tip - hardwearing for V-65 Cap | | | | | | | 80464-14 | Tan | 80464-18 | Tan |

¹Sold as Spare Part Only

Fluid Hose Assemblies

| Part no. | Description |
|-----------------|---|
| 80500-10 | Low Pressure Fluid hose 3/16" ID - 10m Waterbased |
| 80500-15 | Low Pressure Fluid hose 3/16" ID - 15m Waterbased |
| 80499-10 | Low Pressure Fluid hose 1/4" ID - 10m Waterbased |
| 80499-15 | Low Pressure Fluid hose 1/4" ID - 15m Waterbased |

*Other hose lengths are available on request

Air Hose Assemblies

| Part no. | Description |
|----------|---|
| 80558-05 | Low Pressure Super Flexible Air hose - 5m |
| 80558-10 | Low Pressure Super Flexible Air hose - 10m |
| 80558-15 | Low Pressure Super Flexible Air hose - 15m |
| 80558-20 | Low Pressure Super Flexible Air hose - 20m |
| 80558-06 | Low Pressure Air hose - 5m complete with QD fittings |
| 80558-11 | Low Pressure Air hose - 10m complete with QD fittings |
| 80558-16 | Low Pressure Air hose - 15m complete with QD fittings |
| 80558-21 | Low Pressure Air hose - 20m complete with QD fittings |


RansFlex RFXW Recommended Spares & Accessories



70430-01
Hi-Flex Electrode for RansFlex



80250-65
Cascade assembly for RansFlex



80255-00
Turbine assembly for RansFlex



80353-00
Gun wrench for RansFlex




11775-10
Protection hose 30mm grey for RansFlex



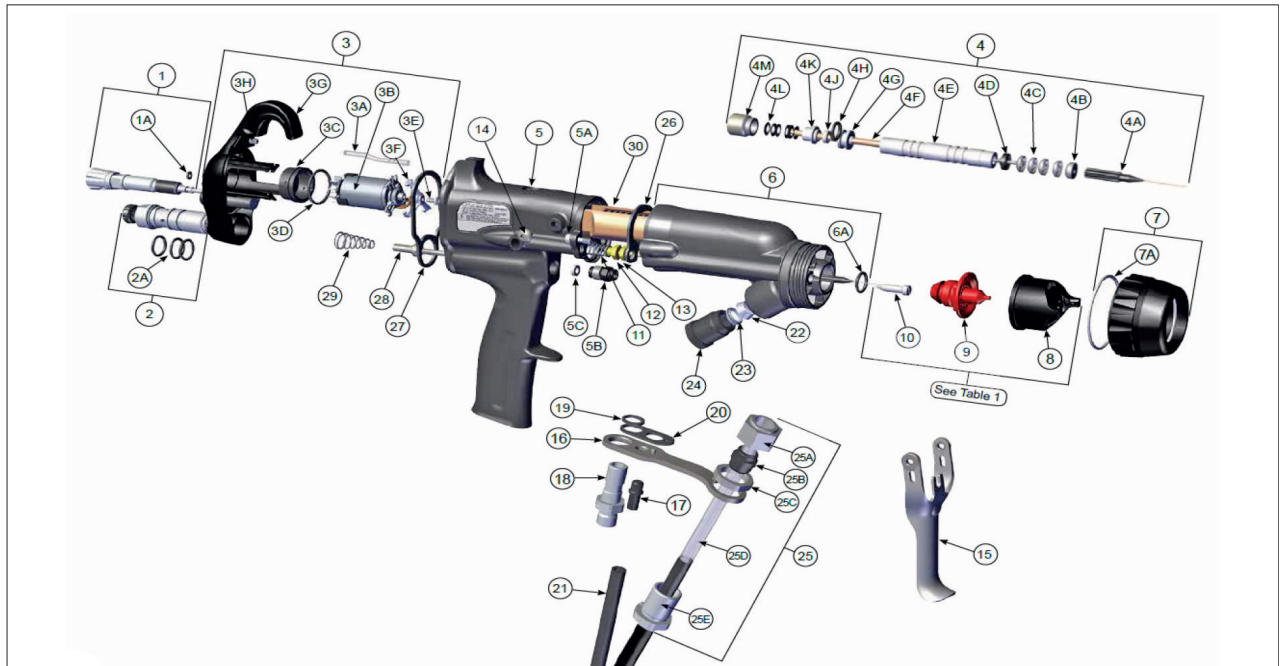
11775-05
Protection hose 55mm grey for RansFlex

RansFlex RFXW 65kV models available:

81520-ABCOEF



RansFlex RFXW



Spare Parts

| Ref. | Part no. | Description |
|------|--------------------|---|
| 1 | 80273-00 | Assembly, Fan Valve |
| 1a | 79001-16 | O-Ring, Solvent Proof |
| 2 | 80262-00 | Assembly, Fluid Cartridge |
| | 80262-01 | Assembly, Fluid Cartridge (Non-Adjustable) |
| 2A | 79001-08 | O-Ring, Solvent Proof |
| 3 | 80378-00 | Cover,Rear Assembly |
| 3A | 80213-00 | Pipe, Light |
| 3B | 80255-00 | Assembly, Motor |
| 3C | 79755-00 | Block, Porting |
| 3D | 7554-61 | O-Ring, Solvent Resistant |
| 3E | 80275-00 | Screw |
| 3F | 80219-00 | Bracket, Locking |
| 3G | 80254-00 | Cover, Rear |
| 3H | 80274-00 | Screw, Rear Cover |
| 4 | 80263-65 | Needle Shaft Assembly |
| 4A | 70430-01 | Assembly Electrode, High Water |
| | 70430-01-K3 | Assembly Electrode, High Water Kit of 3 |
| 4B | 80677-00 | Adapter, Male |
| 4C | 14323-00 | Seal, Chevron, 3/8 Dia. |
| | 14323-00-K4 | Seal, Chevron, (Kit Of 4) |
| 4D | 18821-00 | Adapter, Female, Chevron |
| 4E | 80257-65 | Tube, Packing Rx (65kv) |
| 4F | 80225-65 | Needle Shaft Assembly Rfx (65kv) |
| 4G | 79001-06 | O-Ring, Solvent Proof |
| 4H | 78629-00 | Retainer, Needle Seal, Rear |
| 4J | 10051-05 | Cup Seal, Spring Loaded |
| 4K | 78630-00 | Spacer, Seal |
| 4L | 17390-04 | Washer, Spring, Belville |
| | 17390-04-K6 | Washer, Spring, Belville (Kit Of 6) |
| 4M | 78631-00 | Nut, Packing |
| 5 | 80870-00 | Assembly, Handle Includes Motor Control Board And Harness |

| Ref. | Part no. | Description |
|------|--------------------|---------------------------------------|
| 5A | 80274-00 | Screw, Barrel-Handle |
| 5B | 80229-00 | Nut, Retaining, Air Valve |
| 5C | 10051-05 | Cup Seal, Spring Loaded |
| 7A | LSOR0005-17 | O-Ring, Encapsulated |
| 6 | 80489-00 | Barrel (Includes O-Ring) RFXw (65kv) |
| 6A | 79001-07 | O-Ring, Solvent Proof (included in 6) |
| 7 | 80377-00 | Nut, Retaining & O-Ring Assembly |
| 7A | LSOR0005-17 | O-Ring, Encapsulated |
| 11 | 80258-00 | Spring, Fluid Return |
| 12 | 80243-00 | Nut, Front Jam |
| 13 | 80242-00 | Nut, Rear Jam |
| 14 | 80268-00 | Screw, Trigger |
| 15 | 80211-00 | Trigger, Low Profile |
| 16 | 80497-00 | Bracket, Fluid |
| 17 | 80221-00 | Fitting, Exhaust |
| 18 | 80868-00 | Fitting, Air Inlet |
| | 80869-00 | QD Air Fitting |
| 19 | 80684-00 | Gasket, Exhaust, Combined |
| 20 | 79861-00 | Tube, Air |
| 21 | EMF-203-05 | Ferrule, Front 3/8" |
| 22 | EMF-202-05 | Ferrule, Back 3/8" |
| 23 | 80346-01 | Fitting, 3/8 ODT |
| 24 | 80500-XX | Hose Assembly 3/16" ID |
| | 80501-XX | Hose Assembly 1/4" ID |
| 24A | 3587-02 | Nut |
| 24B | 72315-00 | Ferrule, Conductor |
| 24C | 10553-05 | Nut |
| 24D | 80498-XX | Hose 3/16" ID |
| | 80499-XX | Hose 1/4" ID |
| 24E | 72311-00 | Fitting, Fluid |
| 25 | 80745-00 | Gasket, Barrel |
| 26 | 80732-00 | Gasket, Rear |
| 27 | 80244-00 | Assembly, Valve, Air |
| 28 | 80533-00 | Spring, Air Valve |
| 29 | 80250-65 | Assembly, Cascade Rfx (65kv) |



RansFlex RFXA Solvent LP 65kV Automatic Applicator

| Part no. | |
|----------------------|---|
| 80665-X121000 | RansFlex RFXA 65kV Non-Bleeder with air cap, tip, and no fluid hose |
| 80665-X121021 | RansFlex RFXA 65kV Non-Bleeder with air cap, tip, and no fluid hose complete with 9060 power supply and 10m low voltage cable |
| 80665-X221000 | RansFlex RFXA 65kV Bleeder with air cap, tip, and no fluid hose |
| 80665-X221021 | RansFlex RFXA 65kV Bleeder with air cap, tip, and no fluid hose complete with 9060 power supply and 10m low voltage cable |

Control unit - Cascade

| Part no. | Description |
|------------------|--|
| 80120-612 | 9060 Low voltage, Cascade 65kV, Low Pressure |

Air cap Selection Table

| Marking | Part No | 0.7 | 1.0 | 1.2 | 1.4 | 1.8 |
|-------------|-----------------|-----|-----|-----|-----|-----|
| C-31 | 80231-00 | | | ● | ● | ● |
| T-40 | 80240-00 | ● | ● | ● | ● | ● |
| V-65 | 80265-00 | ● | ● | ● | ● | ● |

Fluid Tip Selection Table

| Description | 0.7 | Colour | 1.0 | Colour | 1.2 | Colour | 1.4 | Colour | 1.8 | Colour |
|---------------------------------------|-----------------------|--------|-----------------------|--------|----------|--------|----------|--------|----------|--------|
| Tip - standard for C-31 Cap | | | | | 80230-12 | Red | 80230-14 | Grey | 80230-18 | Green |
| Tip - standard for T-40 Cap | 80239-07 ¹ | Black | 80239-10 ¹ | Black | 80239-12 | Red | 80239-14 | Grey | 80239-18 | Green |
| Tip - standard for V-65 Cap | 80264-07 ¹ | Black | 80264-10 ¹ | Black | 80264-12 | Red | 80264-14 | Grey | 80264-18 | Green |
| Tip - hardwearing for V-65 Cap | | | | | | | 80464-14 | Tan | 80464-18 | Tan |

1) Sold as Spare Parts Only

Fluid Hose Assemblies

| Part no. | Description |
|-----------------|-------------------------------|
| 80303-10 | Low Pressure Fluid hose - 10m |
| 80303-15 | Low Pressure Fluid hose - 15m |
| 80303-20 | Low Pressure Fluid hose - 20m |
| 80303-30 | Low Pressure Fluid hose - 30m |

*Other hose lengths are available on request

RansFlex RFXA Recommended Spares & Accessories



70430-01
Hi-Flex Electrode for RansFlex range



80590-65
Cascade assembly for RansFlex RFXA 65kV



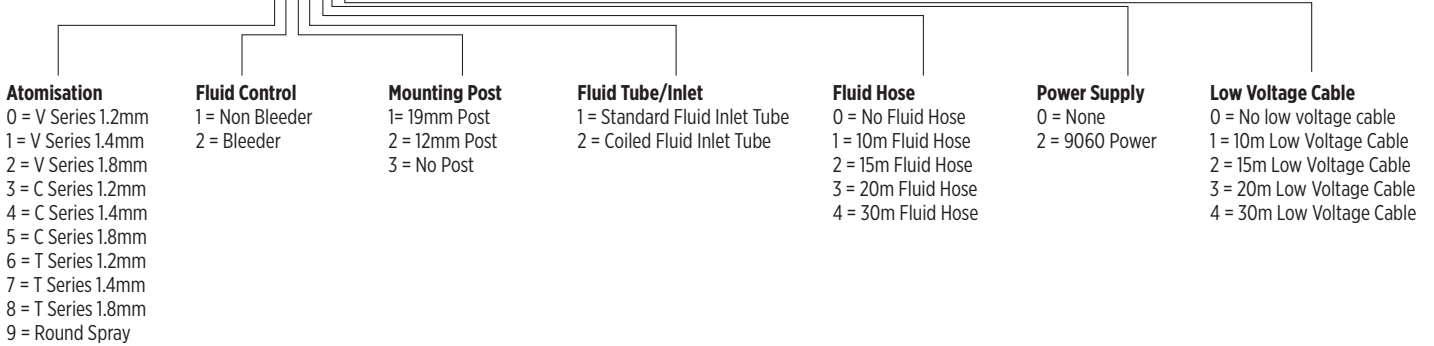
80745-00
Barrel Gasket for RansFlex RFXA 65kV



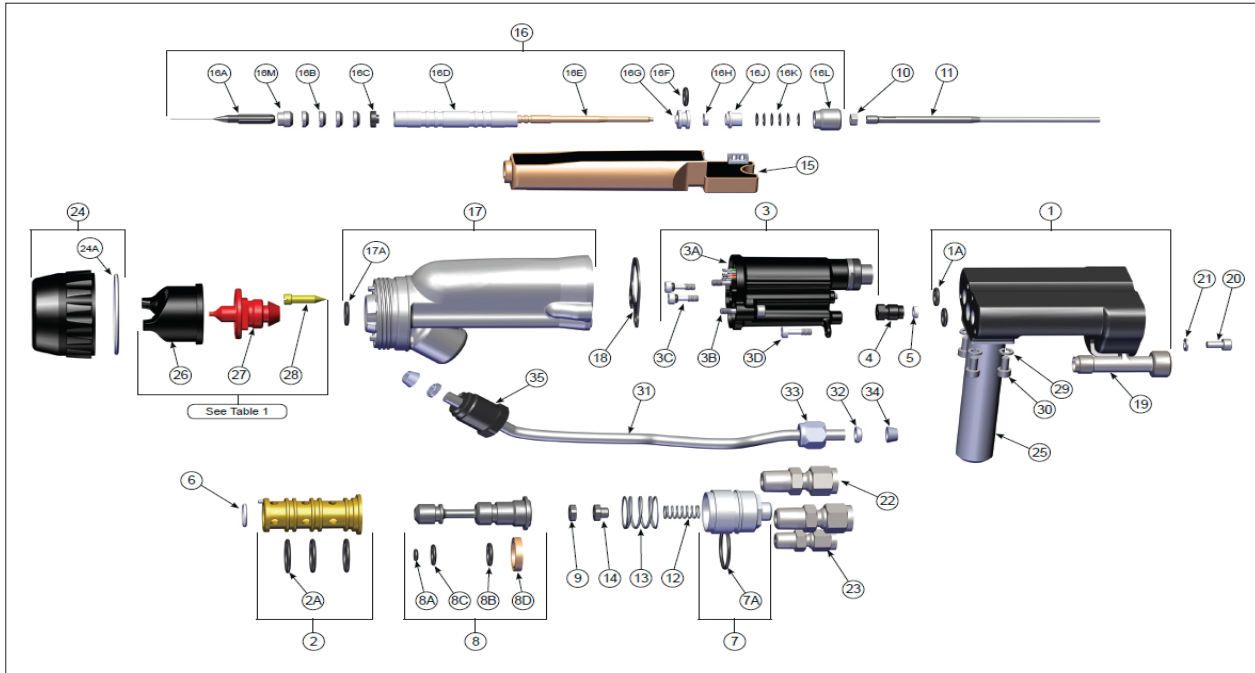
80353-00
Gun wrench for RansFlex range

RansFlex RFXA 65kV models available:

80665-ABCDEFG



RansFlex RFXA 65kV Non Bleed - Solvent

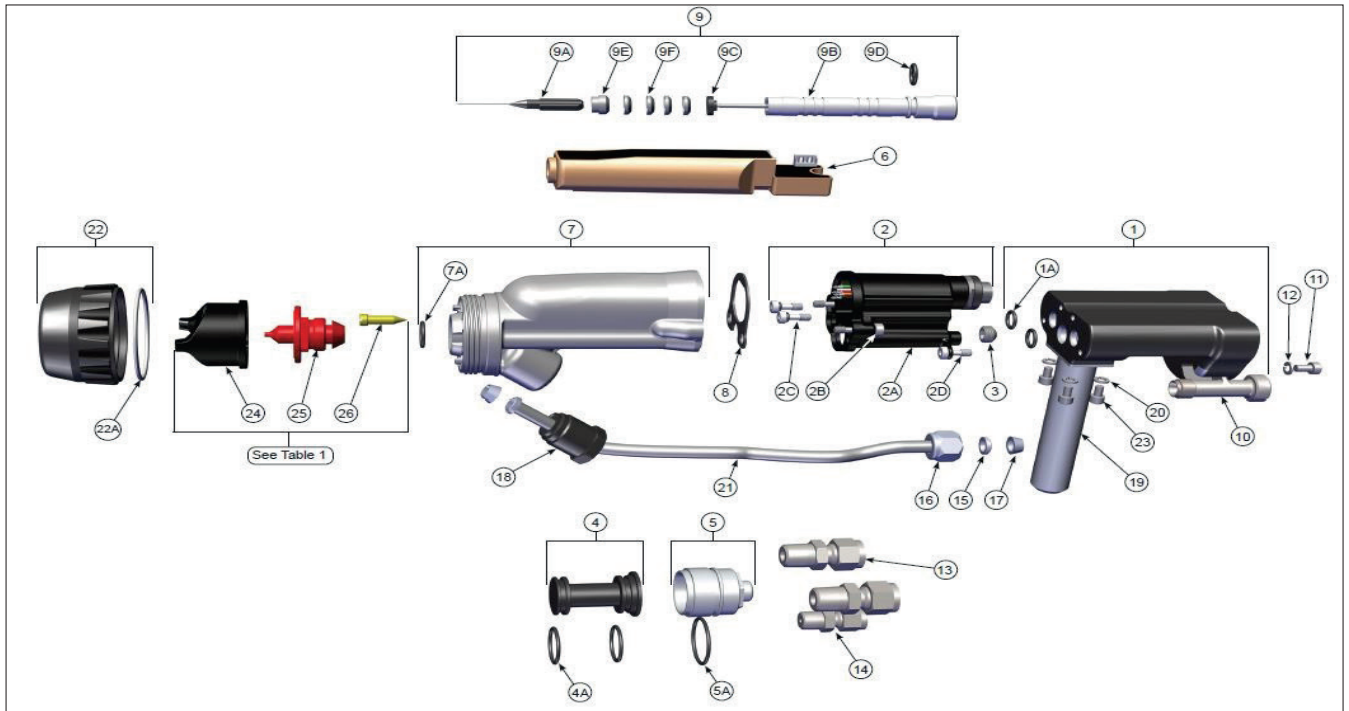


Spare Parts

| Ref. | Part no. | Description |
|------|-------------|--------------------------------|
| 1 | 80602-00 | O-ring Piston Body Assembly |
| 1a | 79001-06 | O-ring, Solvent Proof |
| 2 | 80603-00 | Bushing Assembly |
| 2a | 79001-19 | O-ring, Solvent Proof |
| 3 | 80605-00 | Cascade Housing Assembly |
| 3a | 80672-00 | Housing Assembly |
| 3b | 80695-00 | Modified Screw |
| 3c | 80609-00 | Screw and O-ring Assembly |
| 3d | 80608-00 | Low Profile Screw |
| 4 | 80606-00 | Air Valve Nut, Retaining |
| 5 | 10051-05 | Cup Seal, Spring Loaded |
| 6 | 13076-13 | O-ring 2-013 PTFE |
| 7 | 80595-00 | Cap Assembly |
| 7a | 79001-12 | O-ring, Solvent Proof |
| 8 | 80594-00 | Piston Assembly |
| 8a | 79001-03 | O-ring, Solvent Proof |
| 8b | 79001-07 | O-ring, Solvent Proof |
| 8c | 79001-14 | O-ring, Solvent Proof |
| 8d | 80597-00 | U-Cup Seal Spring Energized |
| 9 | 80593-00 | Nut, Rear Jam |
| 10 | 80592-00 | Nut, Jam |
| 11 | 80591-00 | Needle Shaft Extension |
| 12 | 80258-00 | Spring, Fluid Return |
| 13 | 80587-00 | Spring, Piston Return |
| 14 | 80588-00 | Spring Guide Jam Nut |
| 15 | 80590-65 | Assembly, Cascade |
| 16 | 80263-65 | Assembly, Needle Shaft |
| 16a | 70430-01 | Assembly, Electrode, High Wear |
| | 70430-01-K3 | Kit of 3 Electrodes |
| 16b | 14323-00 | Seal, Chevron, 3/8 Dia. |
| | 14323-00-K4 | Seal, Chevron, (Kit of 4) |
| 16c | 18821-00 | Adapter Female Chevron |
| 16d | 80257-65 | Tube, Packing |

| Ref. | Part no. | Description |
|------|-------------|---------------------------------------|
| 16e | 80225-65 | Needle Shaft Assembly |
| 16f | 79001-06 | O-ring, Solvent Proof |
| 16g | 78629-00 | Retainer, Needle Seal, Rear |
| 16h | 10051-05 | Cup Seal, Spring Loaded |
| 16j | 78630-00 | Spacer, Seal |
| 16k | 17390-04 | Washer, Spring, Belleville |
| | 17390-04-K6 | Washer, Spring, Belleville (Kit of 6) |
| 16l | 78631-00 | Nut, Packing |
| 16m | 80677-00 | Adapter, Male |
| 17 | 80379-00 | 65kV Barrel & O-Ring Assembly |
| 17a | 79001-07 | O-ring, Solvent Proof |
| 18 | 80745-00 | Gasket, Barrel |
| 19 | 80586-00 | Fluid Inlet |
| 20 | A11119-08 | Screw, Socket HD Cap, Stainless |
| 21 | 7734-03 | Lock Washer, Standard |
| 22 | 80579-00 | Tube Fitting 8mm |
| 23 | 80580-00 | Tube Fitting 4mm |
| 24 | 80377-00 | Nut, Retaining & O-Ring Assembly |
| 24a | LSOR0005-17 | O-ring, encapsulated |
| 25 | 80583-19 | Machine Post 19mm |
| | 80583-12 | Machine Post 12mm |
| 29 | 7734-03 | Lock Washer, Standard |
| 30 | A11119-08 | Screw, Socket HD Cap, Stainless |
| 31 | 80578-65 | Tube, Fluid Delivery |
| | 79879-01 | Coiled Fluid Inlet Tube |
| 32 | EMF-202-04 | Ferrule, Back 1/4" |
| 33 | EMF-201-04 | Nut, Hex, Nylon |
| 34 | EMF-203-04 | Ferrule, Front 1/4" |
| 35 | 80346-00 | Nut, Connector, Hose |

RansFlex RFXA 65kV Bleed - Solvent



Spare Parts

| Ref. | Part no. | Description |
|------|--------------------|-----------------------------------|
| 1 | 80602-00 | O-ring Piston Body Assembly |
| 1a | 79001-06 | O-ring, Solvent Proof |
| 2 | 80605-00 | Cascade Housing Assembly |
| 2a | 80672-00 | Housing Assembly |
| 2b | 80695-00 | Modified Screw |
| 2c | 80609-00 | Screw and O-ring Assembly |
| 2d | 80608-00 | Low Profile Screw |
| 3 | 80599-00 | Plug |
| 4 | 80601-00 | Bleeder Plug |
| 4a | 79001-19 | O-ring, Solvent Proof |
| 5 | 80595-00 | Cap Assembly |
| 5a | 79001-12 | O-ring, Solvent Proof |
| 6 | 80590-65 | Assembly, Cascade |
| 7 | 80379-00 | 65kV Barrel & O-Ring Assembly |
| 7a | 79001-07 | O-ring, Solvent Proof |
| 8 | 80745-00 | Gasket, Barrel |
| 9 | 80585-65 | Assembly, Needle Shaft |
| 9a | 70430-01 | Assembly, Electrode, High Wear |
| | 70430-01-K3 | Kit of 3 Electrodes |
| 9b | 80589-00 | Needleless Shaft Assembly Bleeder |
| 9c | 18821-00 | Adapter Female Chevron |
| 9d | 79001-06 | O-ring, Solvent Proof |
| 9e | 80677-00 | Adapter, Male |
| 9f | 14323-00 | Seal, Chevron, 3/8 Dia. |
| | 14323-00-K4 | Seal, Chevron, (Kit of 4) |
| 10 | 80586-00 | Fluid Inlet |
| 11 | A11119-08 | Screw, Socket HD Cap, Stainless |
| 12 | 7734-03 | Lock Washer, Standard |
| 13 | 80579-00 | Tube Fitting 8mm |
| 14 | 80580-00 | Tube Fitting 4mm |

| Ref. | Part no. | Description |
|------|--------------------|----------------------------------|
| 15 | EMF-202-04 | Ferrule, Back 1/4" |
| 16 | EMF-201-04 | Nut, Hex, Nylon |
| 17 | EMF-203-04 | Ferrule, Front 1/4" |
| 18 | 80346-00 | Nut, Connector, Hose |
| 19 | 80583-19 | Machine Post 19mm |
| | 80583-12 | Machine Post 12mm |
| 20 | 7734-03 | Lock Washer, Standard |
| 21 | 80578-65 | Tube, Fluid Delivery |
| | 79879-01 | Colied Fluid Inlet Tube |
| 22 | 80377-00 | Nut, Retaining & O-Ring Assembly |
| 22a | LSOR0005-17 | O-Ring, Encapsulated |
| 23 | A11119-08 | Screw, Socket HD Cap, Stainless |



RansFlex RFXAW Waterbased LP 65kV Automatic Applicator

| Part no. | Description |
|----------------------|--|
| 80765-X110000 | RansFlex RFXAW 65kV Non-Bleeder with air cap, tip, and no fluid hose |
| 80765-X110021 | RansFlex RFXAW 65kV Non-Bleeder with air cap, tip, and no fluid hose complete with 9060 power supply and 10m low voltage cable |
| 80765-X210000 | RansFlex RFXAW 65kV Bleeder with air cap, tip, and no fluid hose |
| 80765-X210021 | RansFlex RFXAW 65kV Bleeder with air cap, tip, and no fluid hose complete with 9060 power supply and 10m low voltage cable |

Control unit - Cascade

| Part no. | Description |
|------------------|--|
| 80120-612 | 9060 Low voltage, Cascade 65kV, Low Pressure |

Air cap Selection Table

| Marking | Part No | 0.7 | 1.0 | 1.2 | 1.4 | 1.8 |
|-------------|-----------------|-----|-----|-----|-----|-----|
| C-31 | 80231-00 | | | ● | ● | ● |
| T-40 | 80240-00 | ● | ● | ● | ● | ● |
| V-65 | 80265-00 | ● | ● | ● | ● | ● |

Fluid Tip Selection Table

| Description | 0.7 | Colour | 1.0 | Colour | 1.2 | Colour | 1.4 | Colour | 1.8 | Colour |
|---------------------------------------|-----------------------|--------|-----------------------|--------|----------|--------|----------|--------|----------|--------|
| Tip - standard for C-31 Cap | | | | | 80230-12 | Red | 80230-14 | Grey | 80230-18 | Green |
| Tip - standard for T-40 Cap | 80239-07 ¹ | Black | 80239-10 ¹ | Black | 80239-12 | Red | 80239-14 | Grey | 80239-18 | Green |
| Tip - standard for V-65 Cap | 80264-07 ¹ | Black | 80264-10 ¹ | Black | 80264-12 | Red | 80264-14 | Grey | 80264-18 | Green |
| Tip - hardwearing for V-65 Cap | | | | | | | 80464-14 | Tan | 80464-18 | Tan |

1) Sold as Spare Parts Only

Fluid Hose Assemblies


| Part no. | Description |
|-----------------|---|
| 80500-10 | Low Pressure Fluid hose 3/16" ID - 10m Waterbased |
| 80500-15 | Low Pressure Fluid hose 3/16" ID - 15m Waterbased |
| 80499-10 | Low Pressure Fluid hose 1/4" ID - 10m Waterbased |
| 80499-15 | Low Pressure Fluid hose 1/4" ID - 15m Waterbased |

*Other hose lengths are available on request

RansFlex RFXAW Recommended Spares & Accessories



70430-01
Hi-Flex Electrode for RansFlex range



80590-65
Cascade assembly for RansFlex RFXAW 65kV



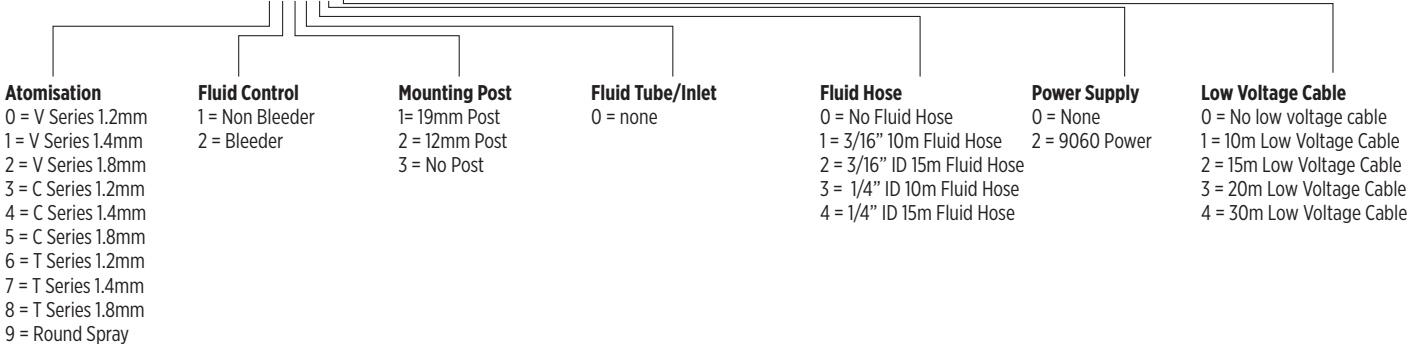
80745-00
Barrel Gasket for RansFlex RFXAW 65kV



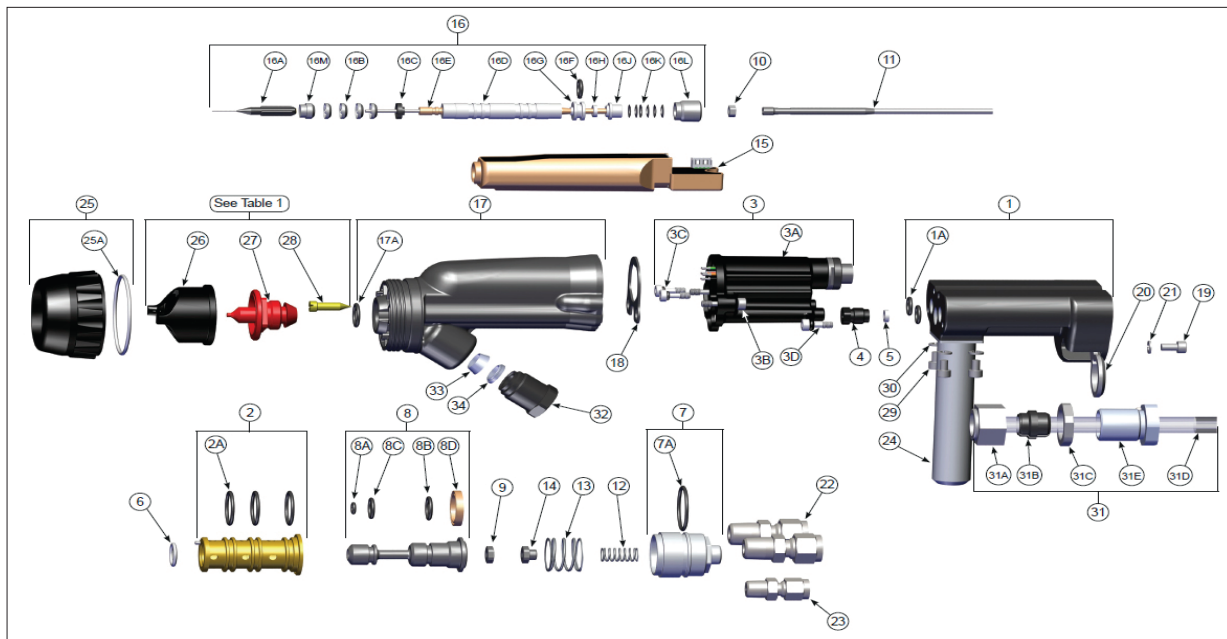
80353-00
Gun wrench for RansFlex range

RansFlex RFXAW 65kV models available:

80765-ABCDEFG



RansFlex RFXAW 65kV Non Bleed - Waterbased

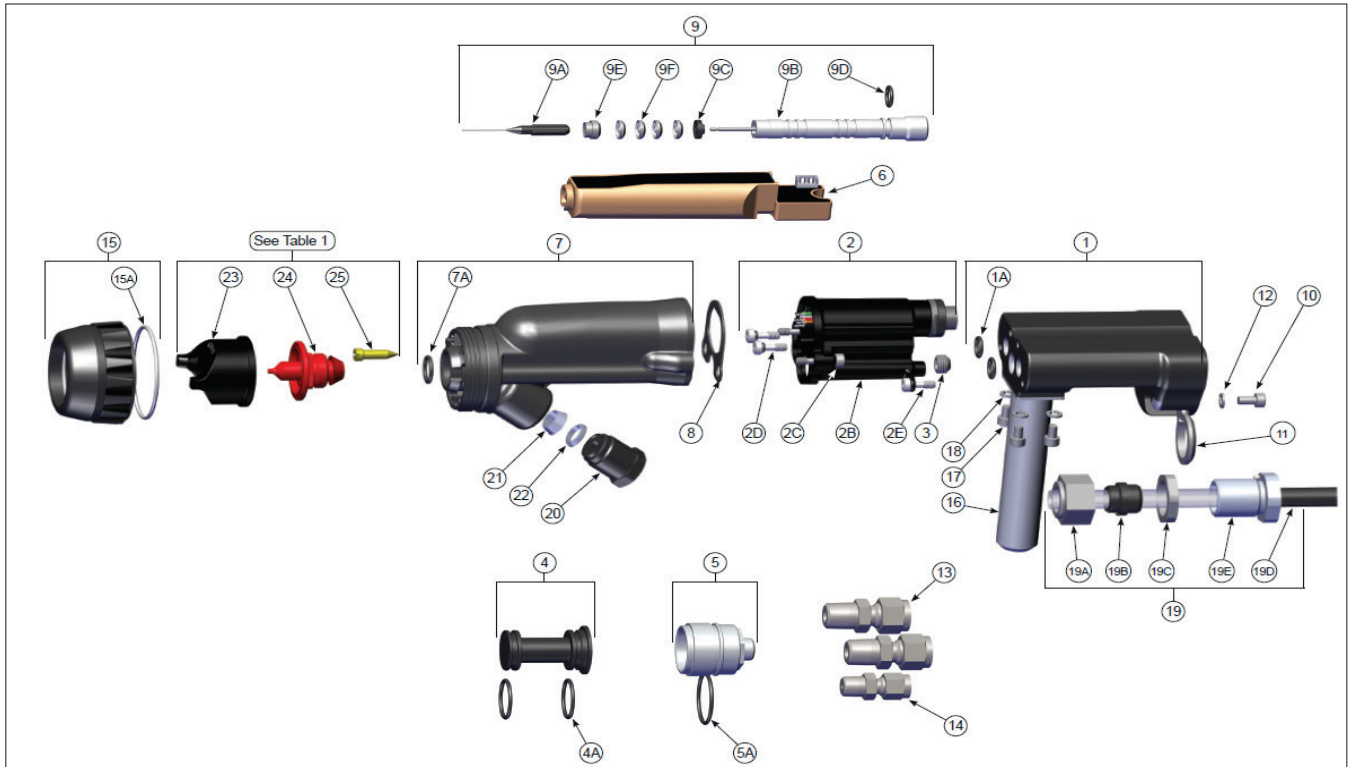


Spare Parts

| Ref. | Part no. | Description |
|------|--------------------|--------------------------------|
| 1 | 80602-00 | O-ring Piston Body Assembly |
| 1a | 79001-06 | O-ring, Solvent Proof |
| 2 | 80603-00 | Bushing Assembly |
| 2a | 79001-19 | O-ring, Solvent Proof |
| 3 | 80605-00 | Cascade Housing Assembly |
| 3a | 80672-00 | Housing Assembly |
| 3b | 80695-00 | Modified Screw |
| 3c | 80609-00 | Screw and O-ring Assembly |
| 3d | 80608-00 | Low Profile Screw |
| 4 | 80606-00 | Air Valve Nut, Retaining |
| 5 | 10051-05 | Cup Seal, Spring Loaded |
| 6 | 13076-13 | O-ring 2-013 PTFE |
| 7 | 80595-00 | Cap Assembly |
| 7a | 79001-12 | O-ring, Solvent Proof |
| 8 | 80594-00 | Piston Assembly |
| 8a | 79001-03 | O-ring, Solvent Proof |
| 8b | 79001-07 | O-ring, Solvent Proof |
| 8c | 79001-14 | O-ring, Solvent Proof |
| 8d | 80597-00 | U-Cup Seal Spring Energized |
| 9 | 80593-00 | Nut, Rear Jam |
| 10 | 80592-00 | Nut, Jam |
| 11 | 80591-00 | Needle Shaft Extension |
| 12 | 80258-00 | Spring, Fluid Return |
| 13 | 80587-00 | Spring, Piston Return |
| 14 | 80588-00 | Spring Guide Jam Nut |
| 15 | 80590-65 | Assembly, Cascade |
| 16 | 80263-65 | Assembly, Needle Shaft |
| 16a | 70430-01 | Assembly, Electrode, High Wear |
| | 70430-01-K3 | Kit of 3 Electrodes |
| 16b | 14323-00 | Seal, Chevron, 3/8 Dia. |
| | 14323-00-K4 | Seal, Chevron, (Kit of 4) |
| 16c | 18821-00 | Adapter Female Chevron |
| 16d | 80257-65 | Tube, Packing |
| 16e | 80225-65 | Needle Shaft Assembly |
| 16f | 79001-06 | O-ring, Solvent Proof |

| Ref. | Part no. | Description |
|------|--------------------|-------------------------------------|
| 16g | 78629-00 | Retainer, Needle Seal, Rear |
| 16h | 10051-05 | Cup Seal, Spring Loaded |
| 16j | 78630-00 | Spacer, Seal |
| 16k | 17390-04 | Washer, Spring, Belville |
| | 17390-04-K6 | Washer, Spring, Belville (Kit of 6) |
| 16l | 78631-00 | Nut, Packing |
| 16m | 80677-00 | Adapter, Male |
| 17 | 80489-00 | 65kV Barrel & O-Ring Assembly |
| 17a | 79001-07 | O-ring, Solvent Proof |
| 18 | 80745-00 | Gasket, Barrel |
| 19 | A11119-08 | Screw, Socket HD Cap, Stainless |
| 20 | 80615-00 | Water Base Bracket |
| 21 | 7734-03 | Lock Washer, Standard |
| 22 | 80579-00 | Tube Fitting 8mm |
| 23 | 80580-00 | Tube Fitting 4mm |
| 24 | 80583-19 | Machine Post 19mm |
| | 80583-12 | Machine Post 12mm |
| 25 | 80377-00 | Nut, Retaining & O-Ring Assembly |
| 25a | LSOR0005-17 | O-Ring, Encapsulated |
| 29 | A11119-08 | Screw, Socket HD Cap, Stainless |
| 30 | 7734-03 | Lock Washer, Standard |
| 31 | 80500-XX | Fluid Hose Assembly Grounded 3/16" |
| | 80501-XX | Fluid Hose Assembly Grounded 1/4" |
| 31a | 3587-02 | Nut |
| 31b | 72315-00 | Ferrule, Conductor |
| 31c | 10553-05 | Nut |
| 31d | 80498-XX | Hose, 3/16" ID |
| | 80499-XX | Hose, 1/4" ID |
| 31e | 72310-00 | Fitting, Fluid |
| 32 | 80346-01 | Nut, Connector, Hose |
| 33 | EMF-203-05 | Ferrule, Front 3/8" |
| 34 | EMF-202-05 | Ferrule, Back 3/8" |

RansFlex RFXAW 65kV Bleed - Waterbased



Spare Parts

| Ref. | Part no. | Description |
|------|--------------------|-----------------------------------|
| 1 | 80602-00 | O-ring Piston Body Assembly |
| 1a | 79001-06 | O-ring, Solvent Proof |
| 2 | 80605-00 | Cascade Housing Assembly |
| 2a | 80672-00 | Housing Assembly |
| 2b | 80695-00 | Modified Screw |
| 2c | 80609-00 | Screw and O-ring Assembly |
| 2d | 80608-00 | Low Profile Screw |
| 3 | 80599-00 | Plug |
| 4 | 80601-00 | Bleeder Plug |
| 4a | 79001-19 | O-ring, Solvent Proof |
| 5 | 80595-00 | Cap Assembly |
| 5a | 79001-12 | O-ring, Solvent Proof |
| 6 | 80590-65 | Assembly, Cascade |
| 7 | 80489-00 | 65kV Barrel & O-Ring Assembly |
| 7a | 79001-07 | O-ring, Solvent Proof |
| 8 | 80745-00 | Gasket, Barrel |
| 9 | 80585-65 | Assembly, Needle Shaft |
| 9a | 70430-01 | Assembly, Electrode, High Wear |
| | 70430-01-K3 | Kit of 3 Electrodes |
| 9b | 80589-00 | Needleless Shaft Assembly Bleeder |
| 9c | 18821-00 | Adapter Female Chevron |
| 9d | 79001-06 | O-ring, Solvent Proof |
| 9e | 80677-00 | Adapter, Male |
| 9f | 14323-00 | Seal, Chevron, 3/8 Dia. |
| | 14323-00-K4 | Seal, Chevron, (Kit of 4) |
| 10 | A11119-08 | Screw, Socket HD Cap, Stainless |
| 11 | 80615-00 | Water Base Bracket |
| 12 | 7734-03 | Lock Washer, Standard |

| Ref. | Part no. | Description |
|------|--------------------|------------------------------------|
| 13 | 80579-00 | Tube Fitting 8mm |
| 14 | 80580-00 | Tube Fitting 4mm |
| 15 | 80377-00 | Nut, Retaining & O-Ring Assembly |
| 15a | LSOR0005-17 | O-Ring, Encapsulated |
| 16 | 80583-19 | Machine Post 19mm |
| | 80583-12 | Machine Post 12mm |
| 17 | A11119-08 | Screw, Socket HD Cap, Stainless |
| 18 | 7734-03 | Lock Washer, Standard |
| 19 | 80500-XX | Fluid Hose Assembly Grounded 3/16" |
| | 80501-XX | Fluid Hose Assembly Grounded 1/4" |
| 19a | 3587-02 | Nut |
| 19b | 72315-00 | Ferrule, Conductor |
| 19c | 10553-05 | Nut |
| 19d | 80498-XX | Hose, 3/16" ID |
| | 80499-XX | Hose, 1/4" ID |
| 19e | 72310-00 | Fitting, Fluid |
| 20 | 80346-01 | Nut, Connector, Hose |
| 21 | EMF-203-05 | Ferrule, Front 3/8" |
| 22 | EMF-202-05 | Ferrule, Back 3/8" |



Vector Cascade

| Part no. | |
|--------------------|---|
| 79501-12202 | VECTOR R70 Cascade, solvent, 65kV with 10m cable and control unit |
| 79501-22202 | VECTOR R70 Cascade, solvent, 65kV with 15m cable and control unit |
| 79500-12202 | VECTOR R90 Cascade, solvent, 85kV with 10m cable and control unit |
| 79500-22202 | VECTOR R90 Cascade, solvent, 85kV with 15m cable and control unit |
| 79523-12102 | VECTOR R90 Cascade, water-based, 85kV with 10m cable, control unit and 10m isolated material hose package |
| 79523-22302 | VECTOR R90 Cascade, water-based paint, 85kV with 15m cable, control unit and 15m isolated material hose package |



Vector Classic

| Part no. | |
|--------------------|---|
| 79504-12202 | VECTOR R70 Classic , solvent, 65kV with 10m cable and control unit |
| 79504-22202 | VECTOR R70 Classic, solvent, 65kV with 15m cable and control unit |
| 79503-12202 | VECTOR R90 Classic, solvent, 85kV with 10m cable and control unit |
| 79503-22202 | VECTOR R90 Classic, solvent, 85kV with 15m cable and control unit |
| 79520-12102 | VECTOR R90 Classic, water-based paint, 85kV with 10m cable, control unit and 10m isolated material hose package |
| 79520-22302 | VECTOR R90 Classic Electrostatic handgun, water-based paint, 85kV with 15m cable, control unit and 15m isolated material hose package |

Control unit - Cascade

| Part no. | Description |
|------------------|--|
| 80131-212 | 9060 LV3 Low voltage, Cascade 65kV, Low Pressure |
| 80131-312 | 9060 LV3 Low voltage, Cascade 85kV, Low Pressure |
| 80131-512 | 9060 LV3, Low voltage, Cascade 85kV, Water |

Control unit - Classic

| Part no. | Description |
|------------------|---|
| 80130-212 | 9060 HV3 High voltage, Classic 65kV, Low Pressure |
| 80130-312 | 9060 HV3 High voltage, Classic 85kV, Low Pressure |
| 80130-512 | 9060 HV3 High voltage, Classic 85kV, Water |



Air cap Selection Table

| Part no. | Nozzle Ø in mm | | Round spray |
|-----------------|----------------|-----|-------------|
| | 1.4 | 1.8 | |
| 79374-65 | ● | ● | |
| 79374-98 | ● | ● | |
| 79542-00 | | | ● |

Fluid Tip selection table

| Part no. | | Part no. Stainless steel |
|-------------|---------------------------|--------------------------|
| 1.4 | Nozzle | 79377-44 |
| 1.8 | Nozzle | 79377-45 |
| Round spray | Nozzle | 79544-00 |
| | Separately retaining ring | 79379-00 |
| | Pressure reducer (black) | 74963-05 |

Hoses - Cascade

| Part no. | Description |
|------------------|---|
| VEC-CA-10 | Low Pressure Air and Fluid hose - 10m with protective sleeve and connectors |
| VEC-CA-15 | Low Pressure Air and fluid hose - 15m with protective sleeve and connectors |
| VEC-CA-20 | Low Pressure Air and fluid hose - 20m with protective sleeve and connectors |
| VEC-CA-30 | Low Pressure Air and fluid hose - 30m with protective sleeve and connectors |

Hoses - Classic

| Part no. | Description |
|------------------|---|
| VEC-CL-10 | Low Pressure Air and Fluid hose - 10m with protective sleeve and connectors |
| VEC-CL-15 | Low Pressure Air and Fluid hose - 15m with protective sleeve and connectors |

Vector LP Recommended Spares & Accessories



70430-01
Hi-Flex Electrode for Vector LP



79465-85
Barrel for Vector R90 Classic



79476-00
Gun Handle for Vector LP



79310-00
Air Valve for Vector LP



79469-00
Barrel for Vector R70 Cascade



79529-00-K5
Disposable gun covers for Vector LP



59972-00
Dielectric grease 4 x 1oz tubes for Vector LP



76633-00-L-K12
Conductive gloves pack of 12

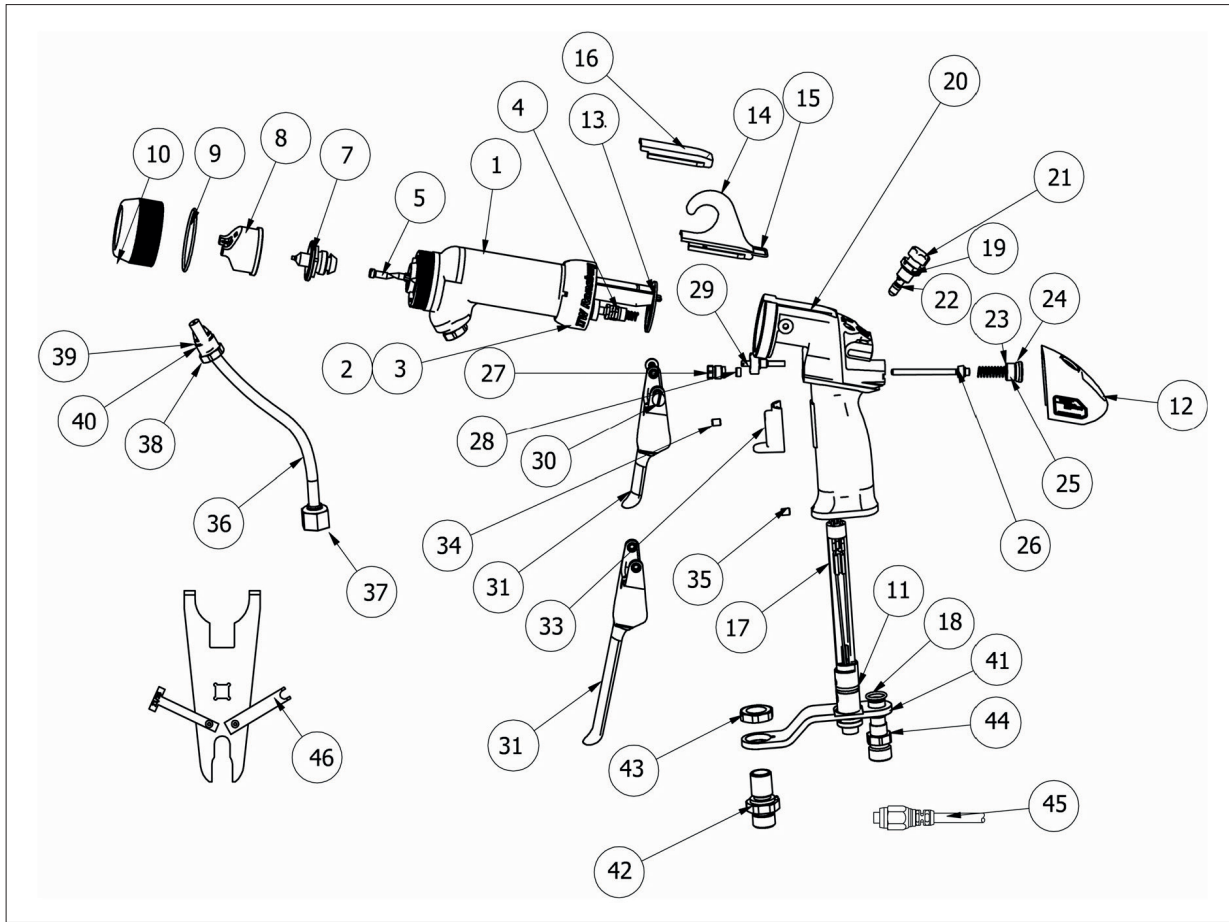


11775-10
Protection hose 30mm grey for Vector LP



11775-05
Protection hose 55mm grey for Vector LP

Vector Cascade



Spare Parts

| Ref. | Part no. | Description |
|------|--------------------|----------------------------------|
| 1 | 79468-00 | R90 Barrel |
| | 79469-00 | R70 Barrel |
| 2 | 79373-00 | Barrel retaining nut |
| 3 | 75326-00 | Retaining ring |
| 4 | 79599-01 | Needle shaft R90, 2K Packings |
| | 79599-02 | Needle shaft R70, 2K Packings |
| 5 | 74963-05 | Restrictor, standard |
| 7 | 79377-45 | Nozzle, standard, see table |
| 8 | 79374-65 | Air cap, 65V Standard, see table |
| 9 | LSOR0005-17 | O-ring, PTFE black |
| 10 | 79379-00 | Nozzle retaining ring |
| 11 | 79001-09 | O-ring, solvent-resistant |
| 12 | 79471-01 | Rear cover assembly |
| 13 | 79378-00 | Barrel cover gasket |
| 14 | 79322-00 | Hook |
| 15 | 79479-00 | O-ring, solvent-resistant |
| 16 | 79322-11 | Hook |
| 17 | 79460-03 | Plug assembly |
| 18 | 79001-08 | O-ring, solvent-resistant |
| 19 | 79001-07 | O-ring, solvent-resistant |
| 20 | 79476-00 | Gun handle |
| 21 | 79445-10 | Fan air adjust assembly |
| 22 | 79001-16 | O-ring, solvent-resistant |
| 23 | 17130-00 | Return spring |
| 24 | 79001-31 | O-ring, solvent-resistant |
| 25 | 79453-00 | Air valve cap |
| 26 | 79310-00 | Air valve |
| 27 | 78635-00 | Retaining nut |
| 28 | 10051-05 | Seal |

| Ref. | Part no. | Description |
|------|-------------------|---------------------------|
| 29 | 79560-00 | Trigger stop |
| 30 | 79454-00 | Trigger retention screw |
| 31 | 79325-02 | 2 finger trigger bracket |
| 32 | 79325-04 | 4 finger trigger bracket |
| 33 | 79324-00 | Handle piece, finger form |
| 34 | 19603-08F | Screw |
| 35 | 19603-10F | Screw |
| 36 | 9704-16 | Paint tube 3,2 mm ID |
| 37 | 3587-03 | Union nut |
| 38 | 79385-00 | Nut |
| 39 | EMF-202-05 | Sleeve before |
| 40 | EMF-203-05 | Sleeve back |
| 41 | 79439-00 | Bracket 45° |
| 42 | 70442-00 | Material inlet |
| 43 | 10553-05 | Hex. Nut |
| 44 | 18847-01 | Air inlet 1/4" |
| 45* | 79338-10 | Low-voltage cable 10m |
| 46 | 19749-00 | Gun spanner |
| 47 | 72315-00 | Conductive ferrule |
| 48 | 6241-06 | Fluid fitting |
| 49 | 7787-03 | Swivel fitting |

* Other cable lengths are available on request.



Vector AA90 Cascade

Part no.

| | |
|--------------------|---|
| 79580-12202 | VECTOR AA90 Cascade, 85kV with 10m cable and control unit |
| 79580-22202 | VECTOR AA90 Cascade, 85kV with 15m cable and control unit |



Vector AA90 Classic

Part no.

| | |
|--------------------|---|
| 79581-12202 | VECTOR AA90 Classic, 85kV with 10m cable and control unit |
| 79581-22202 | VECTOR AA90 Classic, 85kV with 15m cable and control unit |

Control unit - AA90 Cascade

| Part no. | Description |
|------------------|--|
| 80131-412 | 9060 LV3 Low Voltage, Cascade AA High Pressure |

Control unit - Classic

| Part no. | Description |
|------------------|--|
| 80130-412 | 9060 HV3 Hi Voltage, Classic AA, High Pressure |



Fluid Tip selection table

| Pattern Width /inches/(mm) | 5(127) | 8(203) | 10(254) | 13(330) | 15(381) | 17 (432) |
|----------------------------|----------------------------|-------------|-------------|-------------|-------------|-------------|
| Bore Ø inches/(mm) | Part no. 79691-.... | | | | | |
| 0.009 (.23) | 0509 | - | 1009 | - | - | - |
| 0.011 (.28) | 0511 | 0811 | 1011 | 1311 | 1511 | - |
| 0.013 (.33) | 0513 | 0813 | 1013 | 1313 | 1513 | - |
| 0.015 (.38) | - | - | 1015 | 1315 | 1515 | 1715 |
| 0.018 (.46) | - | - | 1018 | 1318 | 1521 | - |
| 0.021 (.53) | - | - | 1021 | - | - | - |

79691-1015 tip supplied as standard

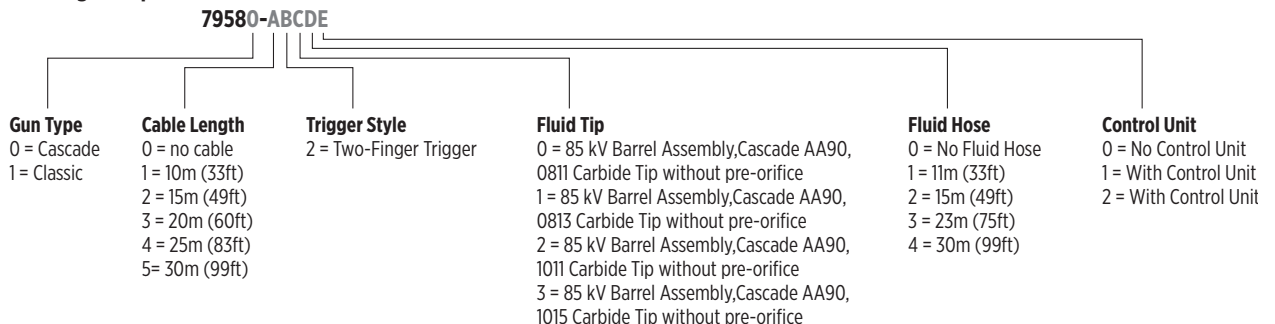
Hoses - Cascade

| Part no. | Description |
|--------------------|--|
| VECAA-CA-10 | High Pressure Air and Fluid Hose - 10m with protective sleeve and connectors |
| VECAA-CA-15 | High Pressure Air and Fluid Hose - 15m with protective sleeve and connectors |

Hoses - Classic

| Part no. | Description |
|--------------------|--|
| VECAA-CL-10 | High Pressure Air and Fluid Hose - 10m with protective sleeve and connectors |
| VECAA-CL-15 | High Pressure Air and Fluid Hose - 15m with protective sleeve and connectors |

Ordering example:



Vector HP AA90 Recommended Spares & Accessories




79476-01
Gun Handle for Vector HP AA90



79310-00
Air Valve for Vector HP AA90



79574-01
Valve Seat for Vector HP AA90



79668-00
Fluid tip assembly for Vector HP AA90



10051-05
Spring loaded cup seal for Vector HP AA90



7720-01-K3
Paint Filter, Standard .005" spacing 100 mesh



79529-00-K5
Disposable gun covers for Vector HP AA90



59972-00
Dielectric grease 4 x 1oz tubes for Vector HP AA90

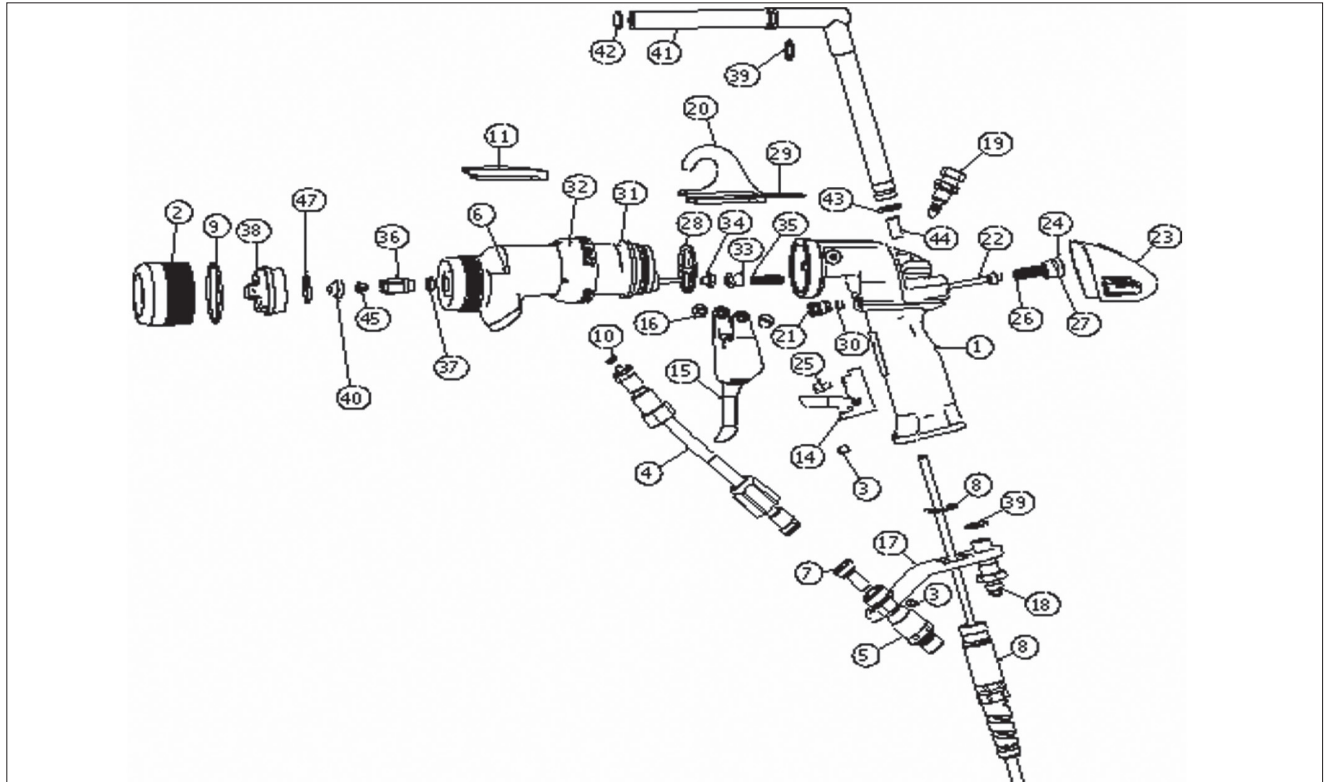


76633-00-L-K12
Conductive gloves pack of 12



11775-10
Protection hose 30mm grey for Vector HP AA90

Vector AA90 Classic



Spare Parts

| Ref. | Part no. | Description |
|------|--------------------|--|
| 1 | 79476-01 | Handle assembly |
| 2 | 79568-00 | Retaining ring, air assist |
| 3 | 19603-08F | Set screw, cup point |
| 4 | 77096-00 | Fluid tube assembly |
| 5 | 76105-00 | High pressure swivel |
| 6 | 79584-00 | Assembly, barrel, AA90 Classic with needle, retaining ring & resistor tube |
| | 79583-00 | Barrel assembly |
| 7 | 7720-01-K3 | Filter paint, .005 web spacing, 100 Mesh (Fine) |
| | 7720-02-K3 | Filter paint, .009 web spacing, 60 mesh (coarse) |
| 8 | 79519-10 | Cable assembly, high voltage, 10m* |
| 9 | LSOR0005-17 | O-ring, PTFE encapsulated |
| 10 | 72375-02 | Seal, PTFE |
| 11 | 79322-11 | Hook |
| 14 | 79638-00 | Trigger Lock Assembly |
| 15 | 79325-02 | 2 finger trigger bracket |
| 16 | 79454-00 | Trigger retention screw (2 required) |
| 17 | 79570-00 | Bracket, support, offset |
| 18 | 74189-00 | Air inlet fitting |
| 19 | 79566-10 | Fan click adjust |
| 20 | 79322-00 | Hook |
| 21 | 78635-00 | Air valve retaining ring |
| 22 | 79310-00 | Rod assembly, dual stage air valve |
| 23 | 79471-11 | Rear housing assembly |

| Ref. | Part no. | Description |
|------|--------------------|-----------------------------------|
| 24 | 79453-00 | Air cap retaining ring |
| 25 | 8301-08C | SHCS |
| 26 | 17130-00 | Return spring |
| 27 | 79001-31 | O-ring, solvent proof |
| 28 | 79378-00 | Gasket, |
| 29 | 79479-00 | O-ring, cord |
| 30 | 10051-05 | Spring loaded cup seal |
| 31 | 75326-00 | Retaining ring |
| 32 | 79373-00 | Retaining barrel nut |
| 33 | 78633-00 | Spring retainer, needle shaft |
| 34 | 78623-00 | Locking nut, needle shaft |
| 35 | 78824-00 | Spring |
| 36 | 79668-00 | Valve seat assembly |
| 37 | 72375-03 | Seal, PTFE |
| 38 | 79695-00 | Air cap assembly |
| 39 | 79001-08 | O-ring, solvent proof |
| 40 | 79691-XX | Carbide Tip Assemblies, see table |
| 41 | 70397-02 | Resistor housing, potted |
| 42 | 14061-05 | Conductive sponge |
| 43 | 79001-07 | O-ring, solvent proof |
| 44 | 14061-08 | Conductive sponge |
| 45 | 79634-00-K3 | Carbide tip seal, pack of 3 |
| 47 | LSOR0005-11 | O-ring, PTFE encapsulated |
| 48 | 79642-00 | Cap removal tool |

*Other cable lengths are available on request



No. 2 gun

| Part no. | |
|------------------|--|
| NO-2-501A | Electrostatic hand spray gun with 7.5 m high-voltage cable, 7.5 m paint and air hose 1/4", bell 4" (max. yield 120 ccm) |
| NO-2-601A | NO-2-501 Electrostatic hand spray gun complete with high-voltage generator Classic, air filter regulator and integrated hose package 7.5 m |
| NO-2-701A | NO-2-601 Electrostatic hand spray unit cart mounted, with gun holder and pressure cup 10 l, galvanized |
| 19372-25N | NO-2 Electrostatic hand spray gun with 4" bell and cable package |



Estaquick

| Part no. | |
|------------------------|------------------------------|
| AEMD-600-FW-800 | Estaquick gun, 1.6 mm nozzle |
| AEMD-600-FX-800 | Estaquick gun, 1.1 mm nozzle |
| AEMD-600-FF-800 | Estaquick gun, 1.4 mm nozzle |
| AEMD-4500-6 | Machine adapter |
| AEMD-426X | Robot Adapter |
| AEMD-4250 | Simple Robot Adaptor |
| 80143-221 | 9060 LV Controller |



Evolver 560


| Part no. | |
|--------------------------|--|
| A13758-0XXXXX | Evolver 560, Single Head 60° |
| A13758-2XXXXX | Evolver 560, Dual Head 60° |
| A13758-1XXXXX | Evolver 560, Single Head 90° |
| A13758-3XXXXX | Evolver 560, Double Head 90° |
| A13613-0014121210 | Micropak 2E Controller for Evolver 560 |



Aerobell 168



| Part no. | |
|-------------------------------|--|
| A13350-011301020301001 | Aerobell 168 65mm applicator complete with dual flex, machine mounting. No HV control/HV cable |
| A13350-031302020301001 | Aerobell 168 30mm applicator complete with dual flex, machine mounting. No HV control/HV cable |
| A13350-011301020301251 | Aerobell 168 65mm applicator complete with dual flex, machine mounting with HV control/7.5m HV cable |
| A13350-031302020301251 | Aerobell 168 30mm applicator complete with dual flex, machine mounting with HV control/7.5m HV cable |
| 80143-XXX | 9060 LV Controller |



Aerobell 268

| Part no. | |
|-------------------------|---|
| A13657-XX01000XX | Aerobell 268 65mm applicator complete with dual flex, machine mounting. 3 Colour/3 Dump (8 Valve) |
| A13657-XX01002XX | Aerobell 268 65mm applicator complete with dual flex, machine mounting. 1 Colour/1 Dump (4 Valve) |
| A13657-XX03000XX | Aerobell 268 30mm applicator complete with dual flex, machine mounting. 3 Colour/3 Dump (8 Valve) |
| A13657-XX03002XX | Aerobell 268 30mm applicator complete with dual flex, machine mounting. 1 Colour/1 Dump (4 Valve) |
| 80143-XXX | 9060 LV Controller |

RMA-560 Direct Charge




| Part no. | |
|-----------------------------|--|
| A13782-0503211205221 | RMA560 65mm Dual flex shape air kit and single purge valve manifold assembly |
| A13838-XX | Tubing bundle direct charge - required for RMA-560 installation |
| A13613-XX | MicroPak 2e controller - required for RMA-560 installation |

Electrostatic Accessories

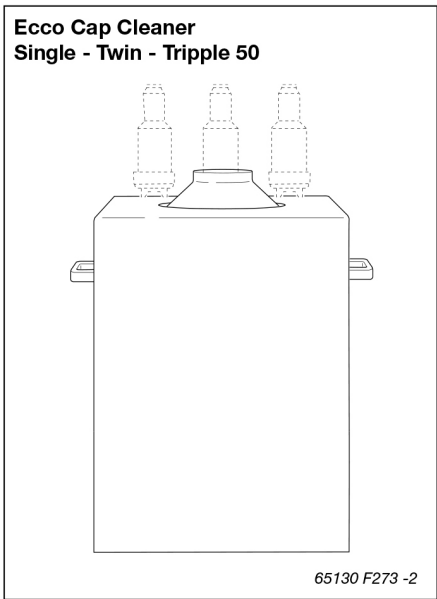
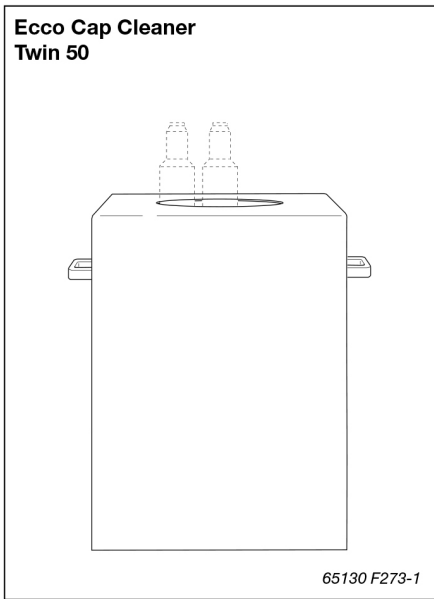
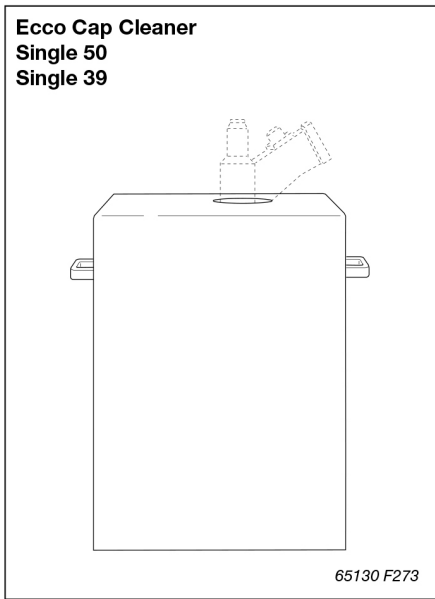


| Part No. | Description |
|---------------|--|
| CCV-71XX-XXX | Colour Valve Assembly (other designs on request) |
| CCV-61XX-XXX | Colour Select System (other designs on request) |
| A10800-XXXXXX | MCV2 Valve Assemblies |
| A10993-XXXXXX | MCV2D Colour Change System |
| 76652-03 | Electrostatic test and measuring device |
| 76652-04 | Electrostatic test and measuring device Deluxe |
| LEPS-6010-01 | Voltage Master 2 HV Package |
| A11515 | Pulsetrack 2 Speed control and monitoring system |




Cap Cleaner

| Part no. | Description |
|--------------|-------------|
| 6004 0101 00 | Cap Cleaner |
| 6004 0101 39 | Cap Cleaner |



Bell Cleaner

| Part no. | Description |
|--------------|--------------|
| 6004 0101 54 | Bell Cleaner |
| 6004 0101 56 | Bell Cleaner |



Pressure Feed Tanks and Cups



| Part No. | Capacity | | Description | Agitator type | Pressure max. | |
|--------------|----------|--------------|---|---------------|---------------|-------|
| | Litres | Gallons (US) | | | bar | (psi) |
| KB-522 | 2 | 0.5 | Remote Cup aluminium | - | 2.1 | 30 |
| KB-622 | 2 | 0.5 | Remote Cup aluminium incl. hose | - | 2.1 | 30 |
| KB-522-SS | 2 | 0.5 | Remote Cup stainless steel | - | 2.1 | 30 |
| 80-600-CE | 2 | 0.5 | Steady-Grip stainless steel pressure cup with non-stick coating | - | 0.7 | 10* |
| 83C-210-CE | 10 | 2.8 | Zinc plated - carbon steel | - | 5.5 | 80 |
| 83C-211-CE | 10 | 2.8 | Zinc plated - carbon steel | D | 5.5 | 80 |
| 83Z-210-CE | 10 | 2.8 | Stainless steel lid and st st fluid passage | - | 5.5 | 80 |
| 83Z-211-CE | 10 | 2.8 | Stainless steel lid and st st fluid passage | D | 5.5 | 80 |
| 183S-210-CE | 10 | 2.8 | Fully stainless steel - electroplated | - | 7.6 | 110 |
| 183S-211-CE | 10 | 2.8 | Fully stainless steel - electroplated | D | 7.6 | 110 |
| 183S-212-CE | 10 | 2.8 | Fully stainless steel - electroplated | M | 7.6 | 110 |
| 183S-213-CE | 10 | 2.8 | Fully stainless steel - electroplated | I | 7.6 | 110 |
| 183S-1010-CE | 40 | 11.8 | Fully stainless steel - electroplated | - | 7.6 | 110 |
| 183S-1012-CE | 40 | 11.8 | Fully stainless steel - electroplated | M | 7.6 | 110 |
| 183S-1013-CE | 40 | 11.8 | Fully stainless steel - electroplated | I | 7.6 | 110 |
| 183G-1010-CE | 40 | 11.8 | Galvanized - carbon steel | - | 7.6 | 110 |
| 183G-1012-CE | 40 | 11.8 | Galvanized - carbon steel | M | 7.6 | 110 |
| 183G-1013-CE | 40 | 11.8 | Galvanized - carbon steel | I | 7.6 | 110 |
| 183S-1510-CE | 60 | 19.8 | Fully stainless steel - electroplated | - | 7.6 | 110 |
| 183S-1512-CE | 60 | 19.8 | Fully stainless steel - electroplated | M | 7.6 | 110 |
| 183S-1513-CE | 60 | 19.8 | Fully stainless steel - electroplated | I | 7.6 | 110 |

- without agitator **D** = direct drive pneumatic agitator **M** = manual agitator **I** = Indirect air motor drive agitator

Pressure Tanks Recommended Spares & Accessories




PT-78-K60
Disposable Tank Liners - 10 Litres Pack of 60



PTL-412-K8
Disposable Tank Liners - 40 Litres Pack of 8



PT-78-K10
Disposable Tank Liners - 10 Litres Pack of 10



QM-1458-1
Lid Gasket for 40 & 60 Litre Tanks



HAR-511
Air Regulator



183-3000
Bottom Outlet Kit for 10 litre tanks



183-3001
Bottom Outlet Kit for 40 & 60 litre tanks

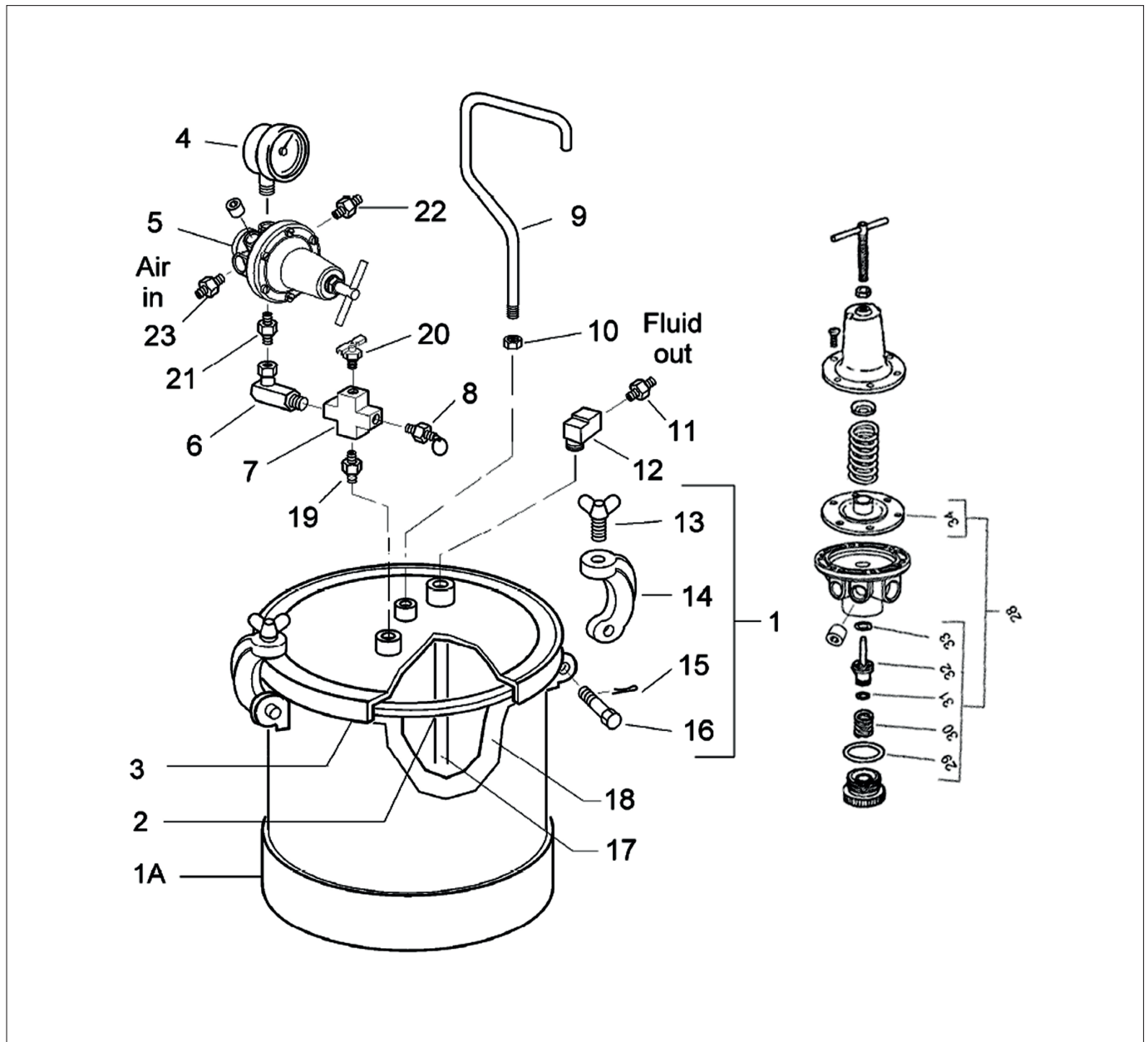


QMS-436
2 Gun Connector

* Kit 80-619 available to convert Steady Grip to High Pressure (50 PSI/3.5 Bar)

Please note when ordering pressure tanks please add **-B** to the part number if you require BSP fittings

83C-210 10L/2.8 gal tank (Galvanized)

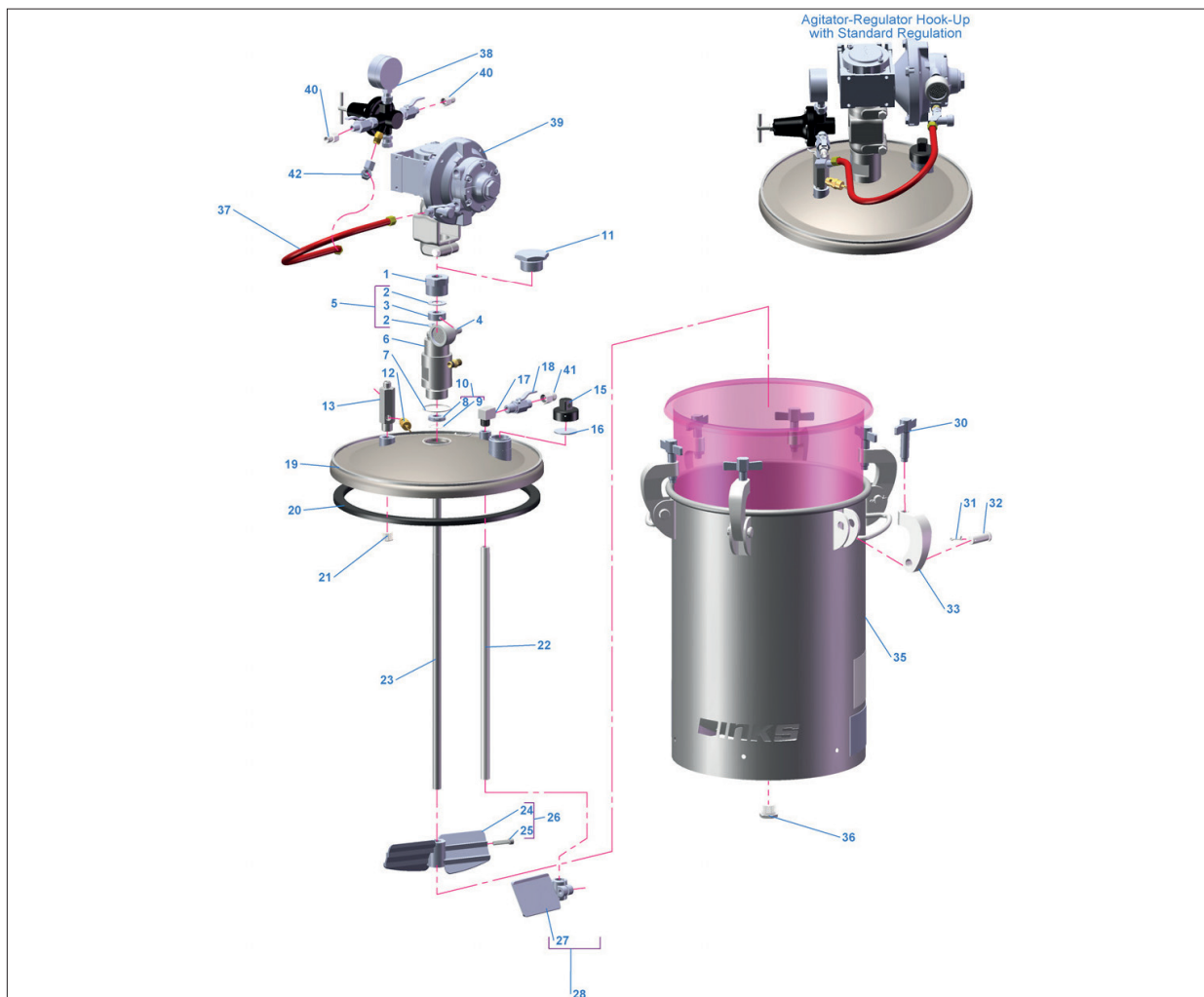


Spare Parts

| Ref. | Part no. | Description |
|------|--------------------|---|
| 1 | PT-423 | Tank Assy. Kit (Pos. 1a,13, 14, 15 + 16, Pack of 4) |
| 1A | PT-420 | Tank Shell |
| 2 | PT-33-1 | Cover seal, Santoprene |
| 3 | PT-425 | Lid for use with agitator |
| 4 | 83-2727 | Pressure gauge |
| 5 | HAR-511 | Pressure regulator |
| 6 | SSP-30-ZN | Elbow 90°, 1/4" NPS (IG/AG) |
| 7 | | Cross piece |
| 8 | TIA-5080-CE | Safety valve 5.5 bar |
| 9 | PT-32 | Handle |
| 10 | | Nut |
| 11 | AD-11 | Double nipple 3/8" NPT |
| | 2101007 | Double nipple 3/8" NPT (M) x 3/8" BPS (M) |
| 12 | SSP-1939 | Elbow 90°, 3/8" NPT (IG/AG) |
| 13 | | Thumb screw (in Pos. 1 included) |
| 14 | | Bracket (in Pos. 1 included) |
| 15 | | Securing pin (in Pos. 1 included) |
| 16 | | Hinge pin (in Pos. 1 included) |
| 17 | QMS-9-1 | Material tube |
| 18 | PT-78-K10 | Disposable liner (Pack of 10) |
| | PT-78-K60 | Disposable liner (Pack of 60) |

| Ref. | Part no. | Description |
|------|-------------------|-------------------------------|
| 19 | SSP-462-ZN | Double nipple, 1/4" NPT (AG) |
| 20 | SS-2707 | Air pressure relief valve |
| 21 | 83-4233 | Double nipple |
| | H-2008 | Nipple 1/4" NPT X 1/4 NPS |
| | 2101004 | Nipple 1/4" NPT X 1/4 BSP |
| 22 | 83-4233 | Nipple 3/8" NPT X 1/4 NPS |
| 23 | 2101005 | Nipple 3/8" NPT X 1/4 NPS |
| 28 | KK-4977 | Repair kit pressure regulator |
| + 29 | | O-ring |
| + 30 | | Spring |
| + 31 | | O-ring |
| + 32 | | Valve |
| + 33 | | O-ring |
| + 34 | | Diaphragm compl. |

183G-1013 40L/11.8 gal tank (Galvanized)



Spare Parts

| Ref. | Part no. | Description |
|------|--------------------|----------------------------------|
| 1 | QMS-46 | Retaining Nut |
| 2 | QMG-85 | Thrust Washer |
| 3 | | Thrust Collar |
| 4 | — | Set Screw (5/16-18 x 3/8) |
| 5 | QMS-447 | Thrust Collar Kit (inc 4 & 5) |
| 6 | QMG-409 | Bearing Assy-Plain Steel |
| 7 | SSG-8184-K2 | O-ring (Pack of 2) |
| 8 | | Shaft Seal |
| 9 | | Internal Retaining Ring |
| 10 | KK-5042 | Shaft seal kit |
| 11 | QMG-19 | Plug (Non-agitated Models Only) |
| 12 | TIA-4110-CE | Safety Valve Assy 110 psi |
| 13 | QMG-21 | Air manifold |
| 14 | SS-2707 | Air relief valve |
| 15 | 83-524-K | Fill Port Cap (inc Item 16) |
| 16 | 83-1207-K5 | Fill Port Cap Gasket |
| 17 | | Street Elbow, 3/8-18 NPT (Brass) |
| 18 | VA-540 | Ball Valve, 3/8 NPS Outlet |
| 19 | QMG-402-1 | Tank Lid |
| 20 | QM-1458-1 | Tank Gasket |
| 21 | | Plug, 1/2-14 NPT (Plated Steel) |
| 22 | QMG-33 | Fluid Tube |
| 23 | QMG-29 | Agitator Shaft |
| 24 | | Agitator Paddle |

| Ref. | Part no. | Description |
|------|-------------------|---|
| 25 | | Soc Head Cap Screw, 5/16-18 x 1-1/4, S.S |
| 26 | QMS-444 | Agitator Paddle Kit (inc 24 & 24) |
| 27 | | Stationery Paddle |
| 28 | QMS-455 | Stationery Paddle Kit (inc 25 & 27) |
| 29 | PTL-412-K8 | Disposable Tank Liner, 10-Gal |
| 30 | QM-1352-CE | Thumb Screw (See item 34) |
| 31 | SN-2404-ZN | Cotter Pin, 1/8" Dia. x 1" LG. (See item 34) |
| 32 | QMG-38-CE | Clevis Pin (See item 34) |
| 33 | QMG-9-CE | Clamp (See item 34) |
| 35 | QMG-510-1 | Tank & Lug Assy, 10 Gal |
| 36 | | Bottom Plug |
| 37 | HA-57011 | Air Hose Assy (incl with item 39) |
| 38 | 85-470 | Air Control - Non Agitated Tanks |
| | 85-471 | Air Control - With Agitators |
| 39 | 31-452-CE | Air Motor/Gearbox Drive |
| 40 | CT-453 | 1/4 inch NPSM to 1/4 inch BSP adapter (only with BSP models supplied) |
| 41 | CT-454 | 3/8 inch NPSM to 3/8 inch BSP adapter (only with BSP models supplied) |
| | KK-4977 | Regulator Repair kit |

Binks/DeVilbiss Pneumatic Agitators




QS-575



QMS-431-CE



QMS-430-CE



31-452-CE

| Part no. | Description |
|---------------------|---|
| 41-3312 | 25L ST ST Agitator assembly, 1 propeller, 80 mm diameter, shaft length 350 mm |
| 41-3312-S | 25L ST ST Agitator assembly, 1 propeller, 80 mm diameter, shaft length 305 mm |
| QS-PS80TP20L | 205L ST ST Agitator assembly, 2propeller, 200 mm diameter, shaft length 800 mm with IEC 71 Geared Pneumatic drive - long life |
| QS-PS80TP20K | 205L ST ST Agitator assembly, 2propeller, 200 mm diameter, shaft length 800 mm with Geared Pneumatic drive |
| QS-576-H | 205L ST ST Direct Drive Agitator assembly for drum mounting, 1,500 r.p.m shaft length 760 mm |
| QS-575 | 205L ST ST Direct Drive Agitator assembly for drum mounting, 1,500 r.p.m, shaft length 900 mm |
| QS-574-H | 205L ST ST Direct Drive Agitator assembly for drum mounting, 1,500 r.p.m, shaft length 1,135 mm |

Agitators used on Binks Pressure Tanks

| Part no. | Description |
|-------------------|--|
| QMS-431-CE | 10L Pressure Tank ST ST agitator assembly, 1 propeller, 172mm diameter, shaft length 406 mm (without drive) |
| QMS-433-CE | 40L Pressure Tank ST ST agitator assembly, 1 propeller, 203 mm diameter, shaft length 635 mm (without drive) |
| QMS-434-CE | 60L Pressure Tank ST ST agitator assembly, 1 propeller, 203 mm diameter, shaft length 889 mm (without drive) |
| QMS-430-CE | 10L Pressure Tank ST ST agitator assembly |
| PT-419-CE | Replacement Agitator shaft and impellor used with PT-427-CE |
| PT-428 | Replacement Agitator shaft and impellor used with PT-418-CE |

Accessories

| Part no. | Description |
|------------------|--|
| 31-452-CE | Pressure Tank air motor agitator drive, 15:1 gear reduction, 166 RPM |
| 31-124 | 205L Drum cover, diameter 609.6 mm includes 3 holes for components |
| PT-427-CE | Direct Drive Air Motor and adaptor for 83Z tanks |
| PT-418-CE | Direct Drive Air Motor and adaptor for 83C tanks |



QS-ES100P30D

Binks Electric Agitators

| Part no. | Description |
|---------------------|--|
| QS-ES80TP20D | 205L ST ST Agitator assembly, 2propeller, 200 mm diameter, shaft length 800 mm with IEC 71 Electric Inverter Drive |
| QS-ES100P30D | 205L ST ST Agitator assembly, 1 propeller, 300 mm diameter, shaft length 1000 mm with IEC 71 Electric Inverter Drive |
| QS-ES40P12C | 25L ST ST Agitator assembly, 1 propeller, 120 mm diameter, shaft length 400 mm with IEC 71 Electric Fixed Speed |

| | | | | | | |
|------------------------------|--------------------------|-------------------|---------------|-----------------------|------------------------------|----------------|
| Premium Elevators 25L | Maximum Working Pressure | Air Inlet | Stroke | Maximum Drum Diameter | Unit height (fully extended) | Weight |
| | 7 Bar (100 psi) | G1/2" BSPP Female | 500mm (19.7") | Ø340mm (13.4") | 1378mm (54.3") | 51kg (112 lbs) |

| Part No. | Control Mount | Controls | | Lid | Agitator | Agitator Type | ST ST Suction Tube | Pump | Hose Management | Flexible Conduit | Optional Extras |
|-----------------|---------------|---|--|------------------|--------------------|------------------------|--------------------|-------------|-----------------|------------------|--|
| | | Agitator Safety - Electric (E) or Pneumatic (P) | Controls - Agitator (A), Pump (P) or Both (AP) | 25L Lid | ST ST Suction Tube | | Coiled Hose | | | | |
| DE-05BB | R/H | - | - | Blank | | | | | | | |
| DE-05CD06BN | R/H | P | A | Inspection Hatch | 41-3312 | Pneumatic Direct Drive | 1/2" | | Single 8mm | | |
| DE-05DD06LP-02 | R/H | P | AP | Inspection Hatch | 41-3312 | Pneumatic Direct Drive | 1/2" | DX200SN-1 | Double 8mm | | 1/2" BSPP ST ST Return Tube |
| DE-05KB | L/H | - | - | Blank | | | | | | | |
| DE-05PC11CL-00B | L/H | E | A | Inspection Hatch | QS-ES40P12C | Electric Fix Speed | 3/4" | | | Single 50mm | 25L Drum positioning with proximity switch |
| DE-05MD06LP | L/H | P | AP | Inspection Hatch | 41-3312 | Pneumatic Direct Drive | 1/2" | DX200SN-1 | Double 8mm | | |
| DE-05DE06QP | R/H | P | AP | Small Hatch | 41-3312 | Pneumatic Direct Drive | 1/2" | DX200-3SN-1 | Double 8mm | | |
| DE-05CD06AN | R/H | P | AP | Inspection Hatch | 41-3312 | Pneumatic Direct Drive | | | Single 8mm | | |
| DE-05CD06BP | R/H | P | A | Inspection Hatch | 41-3312 | Pneumatic Direct Drive | 1/2" | | Double 8mm | | |



DE-05DD06LP-02

| | | | | | | |
|-------------------------------|--|---------------------------------------|--------------------------------|--|---|---------------------------------|
| Premium Elevators 205L | Maximum Working Pressure 7 Bar (100 psi) | Air Inlet G1/2" BSPP Female | Stroke 955mm (37.6") | Maximum Drum Diameter Ø640mm (25.2") | Unit height (fully extended) 2268mm (89.3") | Weight 70kg (154 lbs) |
|-------------------------------|--|---------------------------------------|--------------------------------|--|---|---------------------------------|

| Part No. | Controls | | Lid | Agitator | | Suction Hose/Pump | | Hose Management | | Optional Extras |
|----------------|---------------|---|--|--------------------|--------------|---------------------------|--------------------|-----------------|------------------------------|-----------------------------------|
| | Control Mount | Agitator Safety - Electric (E) or Pneumatic (P) | Controls - Agitator (A), Pump (P) or Both (AP) | 205L Lid | Agitator | Agitator Type | ST ST Suction Tube | Pump | Coiled Hose | Cable Carrier |
| DE-10BK | R/H | - | - | Blank | | | | | | |
| DE-10MM03NF-04 | L/H | P | AP | Insp. Hatch | QS-PS80TP20L | Pneumatic EU IEC Longlife | 1/2" | DX200SN-1 | Double 8mm | 1/2" BSPP Return tube through lid |
| DE-10CL02DE | R/H | P | A | Hatch + Reinforced | QS-PS80TP20K | Pneumatic | 3/4" | | Single 8mm | |
| DE-10CM05DE | R/H | P | A | Insp. Hatch | QS-576-H | Pneumatic Direct Drive | 3/4" | | Single 8mm | |
| DE-10PL01EB | L/H | E | A | Hatch + Reinforced | QS-ES80TP20D | Electric EU IEC Inverter | 1" | | | Yes |
| DE-10CL02DD | R/H | P | A | Hatch + Reinforced | QS-PS80TP20K | Pneumatic EU IEC Standard | 3/4" | | Double 50mm Flexible Conduit | |
| DE-10BL00EC-04 | R/H | - | - | Insp. Hatch | | | 1" | | Single 50mm Flexible Conduit | 1/2" BSPP Return tube through lid |
| DE-10GL01PD-04 | R/H | E | AP | Hatch + Reinforced | QS-ES80TP20D | Electric EU IEC Inverter | 1/2" | DX200-3SN-1 | Double 50mm Flexible Conduit | 1/2" BSPP Return tube through lid |



DE-10CM05DE

DX70 Air Operated 1:1 Ratio Diaphragm Pumps



DX70R-FF-3



DX70R3-CFG



DX70R3-TF



DX70R3-WF



DX70R3-PFA

| Part no. | Description |
|-------------------|---|
| DX70R-FF | Bare DX70 standard pump with fluid regulator, female inlet/outlet |
| DX70R-FF-3 | Bare DX70 standard pump with fluid regulator, female inlet/outlet with 3 air regulators |
| DX70R-MM | Bare DX70 standard pump with fluid regulator, male inlet/outlet |
| DX70R-MM-3 | Bare DX70 standard pump with fluid regulator, male inlet/outlet with 3 air regulators |
| DX70N-FF | Bare DX70 pump no fluid regulator, female inlet/outlet |

| Part no. | Description |
|-------------------|---|
| DX70R3-CF | Cart mounted standard pump with fluid regulator |
| DX70R3-CF2 | Cart mounted standard pump with fluid regulator, twin outlet |
| DX70N2-CF | Cart mounted pump no fluid regulator |
| DX70R3-CFG | Cart mounted standard pump with fluid regulator and 6L gravity hopper |

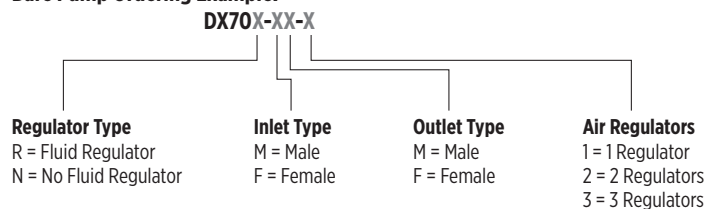
| Part no. | Description |
|-------------------|---|
| DX70R3-TF | Tripod mounted standard pump with fluid regulator |
| DX70R3-TF2 | Tripod mounted standard pump with fluid regulator, twin outlet |
| DX70N2-TF | Tripod mounted pump no fluid regulator |
| DX70R3-TFG | Tripod mounted standard pump with fluid regulator and 6L gravity hopper |

| Part no. | Description |
|-------------------|---|
| DX70R3-WF | Wall mounted standard pump with fluid regulator |
| DX70R3-WF2 | Wall mounted standard pump with fluid regulator, twin outlet |
| DX70N2-WF | Wall mounted pump no fluid regulator |
| DX70R3-WFG | Wall mounted standard pump with fluid regulator and 6L gravity hopper |

| Part no. | Description |
|-------------------|--|
| DX70R3-PF | 25 litre pail* mounted standard pump with fluid regulator |
| DX70N2-PF | 25 litre pail* mounted pump no fluid regulator |
| DX70R3-PFA | 25 litre pail* mounted standard pump with fluid regulator and agitator |

* Pail not included

Bare Pump Ordering Example:





DX70R3-TF-FLG5

| Part no. | Description |
|-----------------------|--|
| DX70R3-TF-FLG5 | Tripod-mounted pump outfit with FLG5 Trans-Tech spray gun (1.4mm tip with 622 air cap) |



DX70R3-TF-ADV

| Part no. | Description |
|----------------------|--|
| DX70R3-TF-ADV | Tripod-mounted pump outfit with Advance HD Trans-Tech spray gun (1.4mm tip with 510 air cap) |

| Part no. | Description |
|-----------------------|--|
| DX70R3-CF-FLG5 | Cart-mounted pump outfit with FLG5 Trans-Tech spray gun (1.4mm tip with 622 air cap) |

| Part no. | Description |
|----------------------|--|
| DX70R3-CF-ADV | Cart-mounted pump outfit with Advance HD Trans-Tech spray gun (1.4mm tip with 510 air cap) |

The DX70 spray outfits are available with either Advance HD or FLG-5 Trans-Tech® or Conventional spray Outfits are delivered with 7.5 metres of air and fluid hoses and are ready to spray apart from connecting the hoses as necessary.

DX70 Accessories & Spares Kits



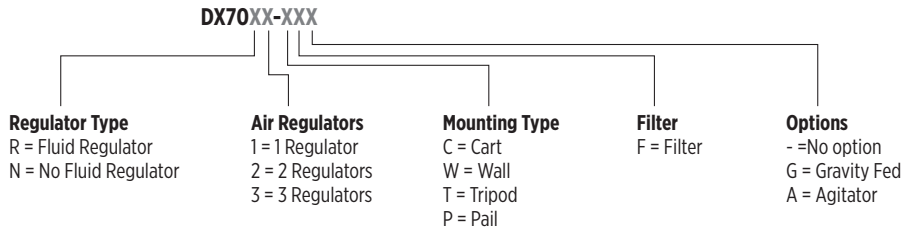
DX70R3-CF-FLG5

| Part no. | Description |
|------------------|---|
| DXK-1 | Check valve seals kit |
| DXK-2 | Check valve spares kit |
| DXK-3 | Diaphragm spares kit |
| DXK-4 | Shaft & Seal spares kit |
| DXK-14 | Air valve spares kit |
| DXK-15 | Fluid regulator spares kit |
| 41-3312-S | Agitator - 305mm shaft |
| DXA-AF | Air supply hose assembly for use with 41-3312-S agitator |
| DVX-116 | DX70 Pail lid for use with 41-3312-S and DXA-AF, 330mm diameter |
| DXA-RP | Fluid regulator full pressure flush valve assembly |



DX70R3-CF-ADV

Outfit Ordering Example Excluding Guns:



DX70N-FF-2*

| | | | | | |
|------------------------|-----------------------|---------------------------|---------------------------------|----------------------------------|-----------------------|
| DX200 Aluminium | Pressure ratio 1:1 | Volume per cycle 0.2 l | Max. flow capacity 12 l/min. | Operating pressure max. 7 bar | Material Aluminium |
|------------------------|-----------------------|---------------------------|---------------------------------|----------------------------------|-----------------------|

Bare DX200 Pump Air & Fluid Connections are:-

Air inlet connection: 1/4" Female BSPP/NPSM

Fluid Inlet connection: 3/4" Female BSPP

Fluid Outlet (pump) connection: 3/4" Female BSPP



DX200AN



DX200AR4-WF



DX200AR1-W

| DX200 Aluminium Part No. | Bare Pump | Tripod Mounting | Wall Mounting | Cart Mounting | Pail Mounting | Pump Air Controls | Gun Air Controls | Fluid Regulator | Suction Hose | Gravity Hopper 6L | Fluid Filter* | Agitator | PU Balls & Seats |
|--------------------------|-----------|-----------------|---------------|---------------|---------------|-------------------|------------------|-----------------|--------------|-------------------|---------------|----------|------------------|
| DX200AN | • | | | | | | | | | | | | |
| DX200AN-W | • | | • | | | | | | | | | | |
| DX200AN-1 | • | | | | | 1 | | | | | | | |
| DX200AM | • | | | | | | | M* | | | | | |
| DX200AR | • | | | | | | | • | | | | | |
| DX200AR-2 | • | | | | | 2 | | • | | | | | |
| DX200AR-3 | • | | | | | 3 | 1 | • | | | | | |
| DX200AR3-C | • | | | • | | 2 | 1 | • | • | | | | |
| DX200AR3-CF | • | | | • | | 2 | 1 | • | • | | L | | |
| DX200AR4-CF | • | | | • | | 2 | 2 | • | • | | L | | |
| DX200AR3-T | • | • | | | | 2 | 1 | • | • | | | | |
| DX200AN1-W | • | | • | | | 1 | | | • | | | | |
| DX200AN22-W | • | | • | | | 1 | 1 | | • | | | | |
| DX200AR2-W | • | | • | | | 2 | | • | • | | | | |
| DX200AR3-W | • | | • | | | 2 | 1 | • | • | | | | |
| DX200AR3-WF | • | | • | | | 2 | 1 | • | • | | L | | |
| DX200AR3-WFG | • | | • | | | 2 | 1 | • | • | • | S | | |
| DX200AN1-P | • | | | | • | 1 | | | | | | | |
| DX200AR3-PFA | • | | | | • | 2 | 1 | | | | S | • | |
| DX200AEN1-C | • | | | • | | 1 | | | • | | | | • |
| DX200AEN1-W | • | | • | | | 1 | | | | | | | • |
| DX200AEN22-C | • | | | • | | 1 | 1 | | • | | | | • |
| DX200AEN22-W | • | | • | | | 1 | 1 | | • | | | | • |
| DX200AN22-CF | • | | | • | | 1 | 1 | | • | | L | | |
| DX200AN22-WF | • | | • | | | 1 | 1 | | • | | L | | |
| DX200AN32-CF | • | | | • | | 1 | 2 | | • | | L | | |
| DX200AN32-WF | • | | • | | | 1 | 2 | | • | | L | | |
| DX200AR3-CFG | • | | | • | | 2 | 1 | | • | • | S | | |
| DX200AR4-WF | • | | • | | | 2 | 2 | | • | | L | | |

* Manual Fluid Regulator

L = Large Fluid Filter - DXA-F6ME100-200

S = Small Fluid Filter - DXA-F10ME100-200G/DXA-F10ME100-200P


| DX200 ST ST | Pressure ratio | Volume per cycle | Max. flow capacity | Operating pressure max. | Material |
|-------------|----------------|------------------|--------------------|-------------------------|----------|
| | 1:1 | 0.2 l | 12 l/min. | 7 bar | ST ST |

Bare DX200 Pump Air & Fluid Connections are:-

Air inlet connection: 1/4" Female BSPP/NPSM

Fluid Inlet connection: 1/2" Female BSPP


Fluid Outlet (pump) connection: 1/2" Female BSPP



DX200SN



DX200SR3-T



DX200SR3-W

| DX200 ST ST Part No. | Bare Pump | Wall Mounting | Cart Mounting | Pump Air Controls | Gun Air Controls | Fluid Regulator | Suction Hose | Gravity Hopper 6L | Fluid Filter* | Active Surge Chamber | PU Balls & Seats |
|-------------------------|-----------|---------------|---------------|-------------------|------------------|-----------------|--------------|-------------------|---------------|----------------------|------------------|
| DX200SN* | • | | | | | | | | | | |
| DX200SN-W | • | • | | | | | | | | | |
| DX200SR | • | | | | | | | | | | |
| DX200SR-3 | • | | | 2 | 1 | • | • | | | | |
| DX200SP22-CF | • | | • | 1 | 1 | | • | | L | • | |
| DX200SR3-C | • | | • | 2 | 1 | • | • | | | | |
| DX200SR3-CF | • | | • | 2 | 1 | • | • | | L | | |
| DX200SN1-W | • | • | | 1 | | | • | | | | |
| DX200SR2-W | • | • | | 2 | | • | • | | | | |
| DX200SR2-WF | • | • | | 2 | | • | • | | L | | |
| DX200SR3-W | • | • | | 2 | 1 | • | • | | | | |
| DX200SR3-WF | • | • | | 2 | 1 | • | • | | L | | |
| DX200SR3-WFG | • | • | | 2 | 1 | • | • | • | S | | |
| DX200SR4-WF | • | • | | 2 | 2 | • | • | | L | | |
| DX200SP1-W | • | • | | 1 | | | • | | | • | |
| DX200SP1-WF | • | • | | 1 | | | • | | L | • | |
| DX200SP22-WF | • | • | | 1 | 1 | | • | | L | • | |
| DX200SENI-C | • | | • | 1 | | | • | | | | • |
| DX200SENI-W | • | • | | 1 | | | • | | | | • |
| DX200SEN22-C | • | | • | 1 | 1 | | • | | | | • |
| DX200SEN22-W | • | • | | 1 | 1 | | • | | | | • |
| DX200SEP1-W | • | • | | 1 | | | • | | | • | • |
| DX200SEP22-C | • | | • | 1 | 1 | | • | | | • | • |
| DX200SEP22-W | • | • | | 1 | 1 | | • | | | • | • |
| DX200SR3-CFG | • | | • | 2 | 1 | • | • | • | S | | |
| DX200SR4-CF | • | | • | 2 | 2 | • | • | | L | | |
| DX200SP22-CF | • | | • | 1 | 1 | | • | | L | • | • |
| DX200SR-2 | • | | | 2 | | • | | | | | |
| DX200SN32-CF | • | | • | 1 | 2 | | • | | L | | |
| DX200SN32-WF | • | • | | 1 | 2 | | • | | L | | |

L = Large Fluid Filter - DXA-F6ME100-200
S = Small Fluid Filter - DXA-F10ME100-200G

| | | | | | |
|------------------|----------------|------------------|--------------------|-------------------------|----------|
| DX200 3:1 | Pressure ratio | Volume per cycle | Max. flow capacity | Operating pressure max. | Material |
| | 3:1 | 0.14 l | 5.6 l/min. | 21 bar | ST ST |

DX200 Pump Air & Fluid Connections are:-
Air inlet connection: 1/4" Female BSPP/NPSM
Fluid Inlet connection: 1/2" Female BSPP
Fluid Outlet (pump) connection: 1/2" Female BSPP



DX200-3SM1-C



DX200-3SN1-C



DX200-3SP1-C

| DX200 3:1 ST ST Part No. | Bare Pump | Wall Mounting | Cart Mounting | Pump Air Controls | Manual Fluid Regulator | Suction Hose | Fluid Filter | Active Surge Chamber |
|--------------------------|-----------|---------------|---------------|-------------------|------------------------|--------------|--------------|----------------------|
| DX200-3SM | • | | | | • | | | |
| DX200-3SM1-W | • | • | | 1 | • | • | | |
| DX200-3SM1-WF | • | • | | 1 | • | • | • | |
| DX200-3SM1-C | • | | • | 1 | • | • | | |
| DX200-3SM1-CF | • | | • | 1 | • | • | • | |
| DX200-3SN | • | | | | | | | |
| DX200-3SN1-W | • | • | | 1 | | • | | |
| DX200-3SN1-WF | • | • | | 1 | | • | • | |
| DX200-3SN1-C | • | | • | 1 | | • | | |
| DX200-3SN1-CF | • | | • | 1 | | • | • | |
| DX200-3SP | • | | | | | | | • |
| DX200-3SP1-W | • | • | | 1 | | • | | • |
| DX200-3SP1-WF | • | • | | 1 | | • | • | • |
| DX200-3SP1-C | • | | • | 1 | | • | | • |
| DX200-3SP1-CF | • | | • | 1 | | • | • | • |



1" Transfer pump

| Part no. | Material | Pressure ratio |
|-----------|-----------|----------------|
| 41-818820 | Aluminium | 1:1 |



1" Transfer pump

| Part no. | Material | Pressure ratio |
|------------|-----------------|----------------|
| 41-818822 | Stainless Steel | 1:1 |
| 41-818823* | Stainless Steel | 1:1 |

*BSP Fittings




1 1/2" Transfer pump

| Part no. | Material | Pressure ratio |
|-----------|-----------------|----------------|
| 41-818810 | Stainless Steel | 1:1 |



Maple 15/3 pump


| Part no. | Material | Configuration | Pressure ratio |
|------------|-----------------|-----------------------------------|----------------|
| 104009-N | Stainless Steel | With 3/4" NPT Fittings | 3:1 |
| 104009-CBI | Stainless Steel | Bottom Inlet, Top Outlet, Centred | 3:1 |
| 104009-BI | Stainless Steel | Bottom Inlet | 3:1 |
| 104009-F | Stainless Steel | Foot Mounted | 3:1 |



Maple 15/3 AFP pump


| Part no. | Material | Pressure ratio |
|----------|-----------------|----------------|
| 104129 | Stainless Steel | 3:1 |

Suitable for pigging systems



Maple 15/6 pump

| Part no. | Material | Pressure ratio |
|----------|-----------------|----------------|
| 104205 | Stainless Steel | 6:1 |



Maple 30/3 pump

| Part no. | Material | Configuration | Pressure ratio |
|-----------|-----------------|----------------------|----------------|
| 104010 | Stainless Steel | | 3:1 |
| 104010-N | Stainless Steel | With 1" NPT Fittings | 3:1 |
| 104010-CM | Stainless Steel | Centred Inlet/Outlet | 3:1 |



Maple 60/3 pump

| Part no. | Material | Configuration | Pressure ratio |
|-----------|-----------------|---------------|----------------|
| 104020-M2 | Stainless Steel | | 3:1 |
| 104020-BI | Stainless Steel | Bottom Inlet | 3:1 |




Maple 120/3

| Part no. | Material | Configuration | Pressure ratio |
|-----------|-----------------|---------------|----------------|
| 104265-HE | Stainless steel | | 3:1 |
| 104265-PE | Stainless steel | | 3:1 |


Maple 7/7 pump

| Part no. | Material | Pressure ratio |
|----------|-----------------|----------------|
| 104040 | Stainless Steel | 7:1 |



Maple 7/15 pump

| Part no. | Material | Pressure ratio |
|----------|-----------------|----------------|
| 104041 | Stainless Steel | 15:1 |
| 104147 | ST ST for acids | 15:1 |



Maple 8/25 pump

| Part no. | Material | Pressure ratio |
|----------|-----------------|----------------|
| 104042 | Stainless Steel | 25:1 |

Maple 15/25


| Part no. | Material | Configuration | Pressure ratio |
|-----------|-----------------|---------------|----------------|
| 104266-HE | Stainless steel | | 25.1 |
| 104266-PE | Stainless steel | | 25.1 |

Maple 7/15 Paint Stripper Acid pump outfit




| Part no. | Material | Pressure ratio | Package Contents |
|----------|-----------------|----------------|--|
| 104149 | Stainless Steel | 15:1 | 1 x gun outlet and 25I suction lance |
| 104150 | Stainless Steel | 15:1 | 2 x gun outlets and 25I suction lance |
| 104151 | Stainless Steel | 15:1 | 1 x gun outlet and 205I suction lance |
| 104152 | Stainless Steel | 15:1 | 2 x gun outlets and 205I suction lance |

Maple 15/3 Packages



| Part No. | Manual Fluid Regulator* | Wall Mounting | Cart Mounting | Filter | 25L Suction Lance | Air Regulators |
|----------|-------------------------|---------------|---------------|--------|-------------------|----------------|
| 104207 | | • | | | • | 1 |
| 104208 | | | • | | • | 1 |
| 104209 | | | • | • | • | 1 |
| 104210 | | • | | • | • | 1 |
| 104211 | • | • | | | • | 1 |
| 104212 | • | | • | | • | 1 |
| 104213 | • | | • | • | • | 1 |
| 104214 | • | • | | • | • | 1 |
| 104215* | | | • | • | • | 1 |

* Uses the Maple 15/3 AFP Pump



E2-7 Smart pump

| Part No. | Max. Fluid Pressure | Max. Inlet Pressure | Fluid Output @ 80hz (40 cycles/min) | PRV Equipped |
|----------|---------------------|---------------------|-------------------------------------|--------------|
| 104199 | 20 bar | 2 bar | 7 l/min | 104167 |



E2-15 Smart pump

| Part No. | Max. Fluid Pressure | Max. Inlet Pressure | Fluid Output @ 80hz (40 cycles/min) | PRV Equipped |
|----------|---------------------|---------------------|-------------------------------------|--------------|
| 104017 | 20 bar | 2 bar | 15 l/min | 104167 |



E2-15 AFP Smart pump

| Part No. | Max. Fluid Pressure | Max. Inlet Pressure | Fluid Output @ 80hz (40 cycles/min) | PRV Equipped |
|----------|---------------------|---------------------|-------------------------------------|--------------|
| 104125 | 20 bar | 2 bar | 15 l/min | N/A |

Suitable for pigging systems




E2-30 Smart pump

| Part No. | Max. Fluid Pressure | Max. Inlet Pressure | Fluid Output @ 80hz (40 cycles/min) | PRV Equipped |
|----------|---------------------|---------------------|-------------------------------------|--------------|
| 107071 | 20 bar | 2 bar | 30 l/min | 104201 |



E2-40 Smart pump

| Part No. | Max. Fluid Pressure | Max. Inlet Pressure | Fluid Output @ 80hz (40 cycles/min) | PRV Equipped |
|----------|---------------------|---------------------|-------------------------------------|--------------|
| 107093 | 16 bar | 2 bar | 40 l/min | 104168 |



E2-60 Smart pump

| Part No. | Max. Fluid Pressure | Max. Inlet Pressure | Fluid Output @ 80hz (40 cycles/min) | PRV Equipped |
|----------|---------------------|---------------------|-------------------------------------|--------------|
| 104085 | 20 bar | 2 bar | 60 l/min | 104168 |



E4-60 Smart pump

| Part No. | Max. Fluid Pressure | Max. Inlet Pressure | Fluid Output @ 80hz (40 cycles/min) | PRV Equipped |
|----------|---------------------|---------------------|-------------------------------------|--------------|
| 107070 | 20 bar | 2 bar | 60 l/min | 104111-E4 |



E4-100 Smart pump

| Part No. | Max. Fluid Pressure | Max. Inlet Pressure | Fluid Output @ 80hz (40 cycles/min) | PRV Equipped |
|----------|---------------------|---------------------|-------------------------------------|--------------|
| 104233 | 20 bar | 2 bar | 100l/min | 104253-E4 |



EV2-30 Vertical Smart Pump

| Part No. | Max. Fluid Pressure | Max. Inlet Pressure | Fluid Output @ 80hz (40 cycles/min) | PRV Equipped |
|----------|---------------------|---------------------|-------------------------------------|--------------|
| 104226 | 20 bar | 2 bar | 30 l/min | 104168 |



EV2-15

| Part no. | Max. Fluid Pressure | Max. Inlet Pressure | Fluid Output @ 80hz (40 cycles/min) | PRV Equipped |
|----------|---------------------|---------------------|-------------------------------------|--------------|
| 104274 | 20 bar | 2 bar | 14 l/min | |

| | | | | | |
|------------------|----------------|--------------------|--------------------|-------------------------|---------------|
| MXL 12/05 | Pressure ratio | Volume per cycle | Max. flow capacity | Operating pressure max. | Piston stroke |
| | 5:1 | 72 cm ³ | 12 l/min. | 39 bar | 75 mm |

The MXL12/05 consists of air motor AX55S and fluid pump FX12.

These pumps are supplied with PTFE/UHMWPE pump packings as standard for further options please see service bulletin.

MXL Pump Air & Fluid Connections are:-

Air inlet connection: 3/8" Female BSP

Fluid Inlet connection: 1/2" Male NPS

Fluid Outlet (pump) connection: 3/8" Male NPS/BSP

Fluid outlet on supplied adaptor/H.P. filter: 1/4" Male NPS

Supply for AAA: Ø 8x6mm hose push fit



MXL1205PU

| MX Lite Part No. | Nominal Flow Rate | Packings | Wall Mounting | Cart Mounting | Controls | Suction Hose | Fluid Filter | AA4400M Gun + Hose |
|--------------------|-------------------|---------------|---------------|---------------|----------|--------------|--------------|--------------------|
| MXL1205UCU | 4.3 l/m | U-Cups/UHMWPE | | | | | | |
| MXL1205UCU-C-AC | 4.3 l/m | U-Cups/UHMWPE | | • | AAA | • | | |
| MXL1205UCU-C-ACG | 4.3 l/m | U-Cups/UHMWPE | | • | AAA | • | | • |
| MXL1205UCU-C-F-AC | 4.3 l/m | U-Cups/UHMWPE | | • | AAA | • | • | |
| MXL1205UCU-C-F-ACG | 4.3 l/m | U-Cups/UHMWPE | | • | AAA | • | • | • |
| MXL1205UCU-W-AC | 4.3 l/m | U-Cups/UHMWPE | • | | AAA | • | | |
| MXL1205UCU-W-ACG | 4.3 l/m | U-Cups/UHMWPE | • | | AAA | • | | • |
| MXL1205UCU-W-F-AC | 4.3 l/m | U-Cups/UHMWPE | • | | AAA | • | • | |
| MXL1205UCU-W-F-ACG | 4.3 l/m | U-Cups/UHMWPE | • | | AAA | • | • | • |

MXL 12/05 Ordering Example:

MXL1205A-B-C-D

A - Packings

UC = U-Cups

UCU = U-Cups/UHMWPEPE

B - Mounting Type

C = Cart

W = Wall

C - Options

= No Filter

F = Filter

D - Technology

AC = Air Assisted Airless Controls

ACG = AAA with AA4400M Spray Gun + 7.5 m hoses

| MXL 4/12 | Pressure ratio | Volume per cycle | Max. flow capacity | Operating pressure max. | Piston stroke |
|----------|----------------|--------------------|-------------------------------|-------------------------|---------------|
| | 12:1 | 24 cm ³ | 4.0 l/min. (20 cycles/min) | 96 bar | 75 mm |

The MXL4/12 consists of air motor AX 55 and fluid pump FX4.

These pumps are supplied with PTFE/UHMWPE pump packings as standard for further options please see service bulletin.

MXL Pump Air & Fluid Connections are:-

Air inlet connection: 3/8" Female BSP

Fluid Inlet connection: 1/2" Male NPS

Fluid Outlet (pump) connection: 3/8" Male NPS/BSP

Fluid outlet on supplied adaptor/H.P. filter: 1/4" Male NPS

Supply for AAA: Ø 8x6mm hose push fit



MXL412PU-C-F-AC

| MX Lite Part No. | Nominal Flow Rate | Tripod Mounting | Wall Mounting | Cart Mounting | Controls | Suction Hose | Gravity Hopper 6L | Fluid Filter | AA4400M Gun + Hose | A75 Gun + Hose |
|------------------|-------------------|-----------------|---------------|---------------|----------|--------------|-------------------|--------------|--------------------|----------------|
| MXL412PU-T-AC | 1.4 l/m | ● | | | AAA | ● | | | | |
| MXL412PU-T-F-AC | 1.4 l/m | ● | | | AAA | ● | ● | | | |
| MXL412PU-T-ACG | 1.4 l/m | ● | | | AAA | ● | | ● | | |
| MXL412PU-T-F-ACG | 1.4 l/m | ● | | | AAA | ● | ● | ● | | |
| MXL412PU-W-AC | 1.4 l/m | | ● | | AAA | ● | | | | |
| MXL412PU-W-F-AC | 1.4 l/m | | ● | | AAA | ● | ● | | | |
| MXL412PU-W-ACG | 1.4 l/m | | ● | | AAA | ● | | ● | | |
| MXL412PU-W-F-ACG | 1.4 l/m | | ● | | AAA | ● | ● | ● | | |
| MXL412PU-C-AC | 1.4 l/m | | | ● | AAA | ● | | | | |
| MXL412PU-C-F-AC | 1.4 l/m | | | ● | AAA | ● | ● | | | |
| MXL412PU-C-ACG | 1.4 l/m | | | ● | AAA | ● | | ● | | |
| MXL412PU-C-F-ACG | 1.4 l/m | | | ● | AAA | ● | ● | ● | | |

All MXL4/12 outfits ordered with gun and hoses will include 7.5m of Binks SuperFlex hose (1/8" bore) as standard, other hoses are available on request.



H-7507-75-SF
Binks Superflex Hose

MXL 4/12 Ordering Example:

MXL412A-B-C-D

A - Packings

PU = PTFE/UHMWPE - Standard
PL = PTFE/Leather
PP = PTFE/PTFE
UC = U-Cups

B - Mounting Type

W = Wall
C = Cart
T = Tripod

C - Options

= No Filter
F = Filter

D - Technology

AC = Air Assisted Airless Controls
ACG = AAA with AA4400M Spray Gun + 7.5 m hoses

| | | | | | |
|------------------|-----------------------|-------------------------|--------------------------------|--------------------------------|----------------------|
| MXL 12/12 | Pressure ratio | Volume per cycle | Max. flow capacity | Operating pressure max. | Piston stroke |
| | 12:1 | 72 cm ³ | 12.0 l/min. (20 cycles/min) | 96 bar | 75 mm |

The MXL12/12 consists of air motor AX 85 and fluid pump FX12

These pumps are supplied with PTFE/UHMWPE pump packings as standard for further options please see service bulletin.

MXL Pump Air & Fluid Connections are:-

Air inlet connection: 3/8" Female BSP

Fluid Inlet connection: 1/2" Male NPS

Fluid Outlet (pump) connection: 3/8" Male NPS/BSP

Fluid outlet on supplied adaptor/H.P. filter: 1/4" Male NPS

Supply for AAA: Ø 8x6mm hose push fit



MXL1212PU-C-AC



H-7507-75

| MX Lite Part No. | Nominal Flow Rate | Tripod Mounting | Wall Mounting | Cart Mounting | Controls | Suction Hose | Gravity Hopper 6L | Fluid Filter | AA4400M Gun + Hose | A75 Gun + Hose |
|-------------------|-------------------|-----------------|---------------|---------------|----------|--------------|-------------------|--------------|--------------------|----------------|
| MXL1212PU-W-AC | 4.3 l/m | | ● | | AAA | ● | | | | |
| MXL1212PU-W-ACG | 4.3 l/m | | ● | | AAA | ● | | | ● | |
| MXL1212PU-W-F-ACG | 4.3 l/m | | ● | | AAA | ● | | ● | ● | |
| MXL1212PU-C-AC | 4.3 l/m | | | ● | AAA | ● | | | | |
| MXL1212PU-C-ACG | 4.3 l/m | | | ● | AAA | ● | | | ● | |
| MXL1212PU-C-F-ACG | 4.3 l/m | | | ● | AAA | ● | | ● | ● | |

All MXL1212 outfits ordered with gun and hoses will include 7.5m of Binks hose (3/16" bore) as standard, other hoses are available on request.

MXL12/12 Ordering Example:

MXL1212A-B-C-D

A - Packings

PU = PTFE/UHMWPE - Standard

PL = PTFE/Leather

PP = PTFE/PTFE

UC = U-Cups

B - Mounting Type

W = Wall

C = Cart

C - Options

= No Filter

F = Filter

D - Technology

AC = Air Assisted Airless Controls

ACG = AAA with AA4400M Spray Gun + 7.5 m hoses

| | | | | | |
|-----------------|----------------|--------------------|-------------------------------|-------------------------|---------------|
| MXL 4/32 | Pressure ratio | Volume per cycle | Max. flow capacity | Operating pressure max. | Piston stroke |
| | 32:1 | 24 cm ³ | 4.0 l/min. (20 cycles/min) | 256 bar | 75 mm |

The MXL4/32, consists of air motor AX 85 and fluid pump FX4.

These pumps are supplied with PTFE/UHMWPE pump packings as standard for further options please see service bulletin.

MXL Pump Air & Fluid Connections are:-

Air inlet connection: 3/8" Female BSP

Fluid Inlet connection: 1/2" Male NPS

Fluid Outlet (pump) connection: 3/8" Male NPS/BSP

Fluid outlet on supplied adaptor/H.P. filter: 1/4" Male NPS

Supply for AAA: Ø 8x6mm hose push fit



MXL432PU-T-FG-ACG



MXL432PU-W-F-ACG

| MX Lite Part No. | Nominal Flow Rate | Tripod Mounting | Wall Mounting | Cart Mounting | Controls | Suction Hose | Gravity Hopper 6L | Fluid Filter | AA4400M Gun + Hose | A75 Gun + Hose |
|-------------------|-------------------|-----------------|---------------|---------------|----------|--------------|-------------------|--------------|--------------------|----------------|
| MXL432PU-T-AC | 1.4 l/m | ● | | | AAA | ● | | | | |
| MXL432PU-T-ACG | 1.4 l/m | ● | | | AAA | ● | | | ● | |
| MXL432PU-T-F-ALG | 1.4 l/m | ● | | | Airless | ● | | ● | | ● |
| MXL432PU-T-G-ACG | 1.4 l/m | ● | | | AAA | | ● | | ● | |
| MXL432PU-T-F-ACG | 1.4 l/m | ● | | | AAA | ● | | ● | ● | |
| MXL432PU-T-FG-ACG | 1.4 l/m | ● | | | AAA | | ● | ● | ● | |
| MXL432PU-W-AC | 1.4 l/m | | ● | | AAA | ● | | | | |
| MXL432PU-W-AL | 1.4 l/m | | ● | | Airless | ● | | | | |
| MXL432PU-W-F-AC | 1.4 l/m | | ● | | AAA | ● | | ● | | |
| MXL432PU-W-ACG | 1.4 l/m | | ● | | AAA | ● | | | ● | |
| MXL432PU-W-F-ACG | 1.4 l/m | | ● | | AAA | ● | | ● | ● | |
| MXL432PU-W-F-ALG | 1.4 l/m | | ● | | Airless | ● | | ● | | ● |
| MXL432PU-C-AC | 1.4 l/m | | | ● | AAA | ● | | | | |
| MXL432PU-C-F-AC | 1.4 l/m | | | ● | AAA | ● | | ● | | |
| MXL432PU-C-F-AL | 1.4 l/m | | | ● | Airless | ● | | ● | | |
| MXL432PU-C-ACG | 1.4 l/m | | | ● | AAA | ● | | | ● | |
| MXL432PU-C-F-ACG | 1.4 l/m | | | ● | AAA | ● | | ● | ● | |
| MXL432PU-C-F-ALG | 1.4 l/m | | | ● | Airless | ● | | ● | | ● |

All MXL4/32 outfits ordered with gun and hoses will include 7.5m of Binks SuperFlex hose (1/8" bore) as standard, other hoses are available on request.

MXL4/32 Ordering Example:

MXL432A-B-C-D

A - Packings

- PU = PTFE/UHMWPE - Standard
- PL = PTFE/Leather
- PP = PTFE/PTFE
- UC = U-Cups

B - Mounting Type

- W = Wall
- C = Cart
- T = Tripod
- P = Pail

C - Options

- = No Filter
- F = Filter
- G = Gravity Hopper*
- FG = Filter & Hopper*

D - Technology

- AC = Air Assisted Airless Controls
- ACG = AAA with AA4400M Spray Gun + 7.5 m hoses
- AL = Airless Controls
- ALG = Airless with A75 Spray Gun + 7.5 m hoses

*W/C/T only



| | | | | | |
|------------------|----------------|--------------------|--------------------------------|-------------------------|---------------|
| MXL 12/31 | Pressure ratio | Volume per cycle | Max. flow capacity | Operating pressure max. | Piston stroke |
| | 31:1 | 72 cm ³ | 12.0 l/min. (20 cycles/min) | 248 bar | 75 mm |

The MXL12/31, consists of air motor AX140 and fluid pump FX12.

These pumps are supplied with PTFE/UHMWPE pump packings as standard for further options please see service bulletin.

MXL Pump Air & Fluid Connections are:-

Air inlet connection: 3/8" Female BSP

Fluid Inlet connection: 1/2" Male NPS

Fluid Outlet (pump) connection: 3/8" Male NPS/BSP

Fluid outlet on supplied adaptor/H.P. filter: 1/4" Male NPS

Supply for AAA: Ø 8x6mm hose push fit



MXL1231PU-C-ALG



H-7507-75

| MX Lite Part No. | Nominal Flow Rate | Tripod Mounting | Wall Mounting | Cart Mounting | Controls | Suction Hose | Gravity Hopper 6L | Fluid Filter | AA4400M Gun + Hose | A75 Gun + Hose |
|--------------------|-------------------|-----------------|---------------|---------------|----------|--------------|-------------------|--------------|--------------------|----------------|
| MXL1231PU-W-AC | 4.3 l/m | | ● | | AAA | ● | | | | |
| MXL1231PU-W-AL | 4.3 l/m | | ● | | Airless | ● | | | | |
| MXL1231PU-W-F-AC | 4.3 l/m | | ● | | AAA | ● | | ● | | |
| MXL1231PU-W-ACG | 4.3 l/m | | ● | | AAA | ● | | | ● | |
| MXL1231PU-W-ALG | 4.3 l/m | | ● | | Airless | ● | | | | ● |
| MXL1231PU-W-F-ACG | 4.3 l/m | | ● | | AAA | ● | | ● | ● | |
| MXL1231PU-W-F-ALG | 4.3 l/m | | | ● | Airless | ● | | ● | | ● |
| MXL1231PU-C-AC | 4.3 l/m | | | ● | AAA | ● | | | | |
| MXL1231PU-C-AL | 4.3 l/m | | | ● | Airless | ● | | | | |
| MXL1231PU-C-F-AC | 4.3 l/m | | | ● | AAA | ● | | ● | | |
| MXL1231PU-C-ALG | 4.3 l/m | | | ● | Airless | ● | | | | ● |
| MXL1231PU-C-F-ACG | 4.3 l/m | | | ● | AAA | ● | | ● | ● | |
| MXL1231PU-C-F-ALG | 4.3 l/m | | | ● | Airless | ● | | ● | | ● |
| MXL1231PU-W-F-AC3 | 4.3 l/m | | | ● | Twin AAA | ● | | ● | | |
| MXL1231PU-W-F-AC3G | 4.3 l/m | | | ● | Twin AAA | ● | | ● | 2 | |

All MXL1231 outfits ordered with gun and hoses will include 7.5m of Binks hose (3/16" bore) as standard, other hoses are available on request.

MXL12/31 Ordering Example:

MXL1231A-B-C-D

A - Packings

PU = PTFE/UHMWPE - Standard
PL = PTFE/Leather
PP = PTFE/PTFE
UC = U-Cups

B - Mounting Type

W = Wall
C = Cart

C - Options

= No Filter
F = Filter

D - Technology

AC = Air Assisted Airless Controls
ACG = AAA with AA4400M Spray Gun + 7.5 m hoses
AL = Airless Controls
ALG = Airless with A75 Spray Gun + 7.5 m hoses

| | Pressure ratio | Volume per cycle | Max. flow capacity | Operating pressure max. | Piston stroke |
|----------------|----------------|---------------------|-------------------------------|-------------------------|---------------|
| MX35/36 | 36:1 | 220 cm ³ | 6.6 l/min. (30 cycles/min) | 288 bar | 127 mm |

The MX35/36, consists of air motor AX200L-8 and fluid pump FX220.

These pumps are supplied with PTFE/UHMWPE pump packings as standard for further options please see service bulletin.

MX Pump Air & Fluid Connections are:-

Pump Air inlet connection: 1/2" Female BSP

Connection for AAA: Ø 8x6mm plastic hose connector or 3/8" BSP Female

Fluid outlet on the H.P. filter: 1/4" NPS Male

Each pump outfit consists of:

- MX35/36 HP Pump
- Wall or Cart Mounted Fitting
- High Pressure ST ST Filter Assembly
- Airless or Air Assisted Airless Controls
- Flexible Suction Hose Assembly & Filter
- Ceramic Coated Piston Pumps
- Spring loaded packings
- Hex Nut Fluid Inlet Connection



MX22036PU-CAH-WAL

| Part No. - Wall Mounted | Controls | Material |
|--------------------------|----------------------|-----------------|
| MX22036PU-CMH-WAC | Air Assisted Airless | Carbon Steel |
| MX22036PU-SMH-WAC | Air Assisted Airless | Stainless Steel |
| MX22036PU-CAH-WAL | Airless | Carbon Steel |
| MX22036PU-SAH-WAL | Airless | Stainless Steel |



MX22036PU-CAH-CAL

| Part No. - Cart Mounted | Controls | Material |
|--------------------------|----------------------|-----------------|
| MX22036PU-SAH-CAL | Airless | Stainless Steel |
| MX22036PU-SAH-CAC | Air Assisted Airless | Stainless Steel |
| MX22036PU-CAH-CAL | Airless | Carbon Steel |
| MX22036PU-CAH-CAC | Air Assisted Airless | Carbon Steel |

Please see page 119 for AAA/Airless Hoses and pages 40 - 47 for AAA/Airless Guns

| | Pressure ratio | Volume per cycle | Max. flow capacity | Operating pressure max. | Piston stroke |
|----------------|----------------|---------------------|-------------------------------|-------------------------|---------------|
| MX30/42 | 42:1 | 190 cm ³ | 5.7 l/min. (30 cycles/min) | 294 bar | 127 mm |

The MX30/42, consists of air motor AX200L-7 and fluid pump FX190.

These pumps are supplied with PTFE/UHMWPE pump packings as standard for further options please see service bulletin.

MX Pump Air & Fluid Connections are:-

Pump Air inlet connection: 1/2" Female BSP

Fluid outlet on the H.P. filter: 1/4" NPS Male

Each pump outfit consists of:

- MX30/42 HP Pump
- Wall or Cart Mounted Fitting
- High Pressure ST ST Filter Assembly
- Airless or Air Assisted Airless Controls
- Flexible Suction Hose Assembly & Filter
- Ceramic Coated Piston Pumps
- Manual or Automatic Packing Adjustment
- Hex Nut Fluid Inlet Connection



MX19042PU-CAH-WAL

| Part No. - Wall Mounted | Controls | Material |
|-------------------------|----------------------|-----------------|
| MX19042PU-SAH-WAL | Airless | Stainless Steel |
| MX19042PU-CAH-WAL | Airless | Carbon Steel |
| MX19042PU-SMH-WAC | Air Assisted Airless | Stainless Steel |
| MX19042PU-CMH-WAC | Air Assisted Airless | Carbon Steel |



MX19042PU-CAH-CAL

| Part No. - Cart Mounted | Controls | Material |
|-------------------------|----------------------|-----------------|
| MX19042PU-SAH-CAL | Air Assisted Airless | Stainless Steel |
| MX19042PU-CAH-CAL | Airless | Carbon Steel |
| MX19042PU-CAH-CAC | Air Assisted Airless | Carbon Steel |
| MX19042PU-SMH-CAC | Air Assisted Airless | Stainless Steel |
| MX19042PU-CMH-CAC | Air Assisted Airless | Carbon Steel |

| | Pressure ratio | Volume per cycle | Max. flow capacity | Operating pressure max. | Piston stroke |
|----------------|----------------|---------------------|-------------------------------|-------------------------|---------------|
| MX35/60 | 60:1 | 220 cm ³ | 6.6 l/min. (60 cycles/min) | 480 bar | 127 mm |

The MX35/60, consists of air motor AX260L and fluid pump FX220.

These pumps are supplied with PTFE/UHMWPE pump packings as standard for further options please see service bulletin.

MX Pump Air & Fluid Connections are:-

Pump Air inlet connection: 1/2" Female BSP

Fluid outlet on the H.P. filter: 1/4" NPS Male

Each pump outfit consists of:

- MX35/60 HP Pump
- Wall or Cart Mounted Fitting
- High Pressure ST ST Filter Assembly
- Airless or Air Assisted Airless Controls
- Flexible Suction Hose Assembly & Filter
- Ceramic Coated Piston Pumps
- Manual or Automatic Packing Adjustment
- Hex Nut Fluid Inlet Connection



MX22060PU-SAH-WAL



MX22060PU-SAH-CAL

| Part No. - Wall Mounted | Controls | Material |
|-------------------------|----------|-----------------|
| MX22060PU-SAH-WAL | Airless | Stainless Steel |
| MX22060PU-CAH-WAL | Airless | Carbon Steel |
| MX22060PU-SMH-WAL | Airless | Stainless Steel |
| MX22060PU-CMH-WAL | Airless | Carbon Steel |

| Part No. - Cart Mounted | Controls | Material |
|-------------------------|----------|-----------------|
| MX22060PU-SAH-CAL | Airless | Stainless Steel |
| MX22060PU-CAH-CAL | Airless | Carbon Steel |
| MX22060PU-SMH-CAL | Airless | Stainless Steel |
| MX22060PU-CMH-CAL | Airless | Carbon Steel |

| MX30/70 | Pressure ratio | Volume per cycle | Max. flow capacity | Operating pressure max. | Piston stroke |
|---------|----------------|---------------------|-------------------------------|-------------------------|---------------|
| | 70:1 | 190 cm ³ | 5.7 l/min. (60 cycles/min) | 490 bar | 127 mm |

The MX30/70, consists of air motor AX260L and fluid pump FX190.

These pumps are supplied with PTFE/UHMWPE pump packings as standard for further options please see service bulletin.

MX Pump Air & Fluid Connections are:-

Air inlet connection: 1/2" Female BSP

Fluid outlet on the H.P. filter: 1/4" NPS Male

Each pump outfit consists of:

- MX35/60 HP Pump
- Wall or Cart Mounted Fitting
- High Pressure ST ST Filter Assembly
- Airless or Air Assisted Airless Controls
- Flexible Suction Hose Assembly & Filter
- Ceramic Coated Piston Pumps
- Manual or Automatic Packing Adjustment
- Hex Nut Fluid Inlet Connection



MX19070PU-SAH-WAL

| Part No. - Wall Mounted | Controls | Material |
|-------------------------|----------|-----------------|
| MX19070PU-SMH-WAL | Airless | Stainless Steel |
| MX19070PU-CMH-WAL | Airless | Carbon Steel |



MX19070PU-SAH-CAL

| Part No. - Cart Mounted | Controls | Material |
|-------------------------|----------|-----------------|
| MX19070PU-SAH-CAL | Airless | Stainless Steel |
| MX19070PU-CAH-CAL | Airless | Carbon Steel |
| MX19070PU-SMH-CAL | Airless | Stainless Steel |
| MX19070PU-CMH-CAL | Airless | Carbon Steel |



Air Motor Spare Parts Kits

| Pump | Air Motor | Part No | Description |
|--|-----------|-------------|----------------------------|
| MX4/12 MXL12/05 MXL4/12 | AX55S | 0115-010216 | Seal Kit |
| | | 0115-010214 | Repair Kit |
| | | 0115-010226 | Air Motor Valve Repair Kit |
| | | 0115-010213 | Hardware Kit |
| MX4/32 MX12/12 MXL4/32 MXL12/12 | AX85S | 0115-010217 | Seal Kit |
| | | 0115-010215 | Repair Kit |
| | | 0115-010226 | Air Motor Valve Repair Kit |
| | | 0115-010213 | Hardware Kit |
| MX12/31 MXL12/31 | AX140S | 0115-010301 | Repair Kit |
| | | 0115-010226 | Air Motor Valve Repair Kit |
| | | 0115-010302 | Seal Kit |
| MX35/36 MX30/42 | AX200L | 0115-010300 | Hardware Kit |
| | | 250703 | Seal Kit |
| | | 250702 | Cylinder seal kit |
| | | 250649 | Air Motor Valve Repair Kit |
| | | 250701 | Hardware Kit |
| MX35/35 MX35/60 MX30/70 | AX260L | 250651 | Exhaust Seal Kit |
| | | 250645 | Seal Kit |
| | | 250648 | Cylinder Seal Kit |
| | | 250649 | Air Motor Valve Repair Kit |
| | | 250650 | Hardware Kit |
| | | 250651 | Exhaust Seal Kit |
| | | 194066 | Motor Rod Kit |



Fluid Pump Spare Parts Kits


| Pump | Fluid Pump | Part No | Description |
|--|----------------------------|-----------------|--------------------------------|
| MX4/12 MX4/32 MXL4/12 MXL4/32 | FX4/FXL4 | 0115-010171 | Upper packing mixed MX 432 |
| | | 0115-010206 | Upper PTFE packing set MX 432 |
| | | 0115-010175 | Upper packing FX4 PTFE/UHMWPE |
| | | 0115-010173 | Lower packing,MIXED MX432 |
| | | 0115-010207 | Lower ptfе packing SET MX 432 |
| | | 0115-010177 | Lower packg FX4 PTFE/UHMWPE |
| | | 0115-010166 | Upper packing cartridge |
| | | 0115-010169 | Lower packing |
| | | 0115-010222 | Repair kit FX4 PTFE/leather |
| | | 0115-010224 | Repair kit FX4 PTFE |
| | | 0115-010388 | FX4 Repair kit PTFE/UHMWPE |
| | | 0115-010220 | Repair kit FX4 U-Cups |
| | | 0115-010221 | Seal kit FX4, PTFE/leather |
| | | 0115-010223 | Seal kit FX4, PTFE |
| | | 0115-010225 | Seal kit FX4, PTFE/UHMWPE |
| | | 0115-010219 | Seal kit FX4 U-CUPS |
| MX12/12 MX12/31 MXL12/05 MXL12/12 MXL12/32 | FX12/FXL12 | 0115-010261 | Upper packing set PTFE/leather |
| | | 0115-010263 | Upper packing set PTFE |
| | | 0115-010265 | FX12 Upper packing PTFE/UHMWPE |
| | | 0115-010262 | Lower packing set PTFE/leather |
| | | 0115-010264 | Lower packing set PTFE |
| | | 0115-010266 | FX12 Lower packing PTFE/UHMWPE |
| | | See 0115-010305 | Packing, upper, UC |
| | | See 0115-010305 | Packing, lower, UC |
| | | 0115-010307 | Repair kit FX12, PTFE/leather |
| | | 0115-010309 | Repair kit FX12, PTFE |
| | | 0115-010387 | FX12 Repair kit PTFE/UHMWPE |
| | | 0115-010305 | Repair kit FX12, U-CUPS |
| | | 0115-010306 | Seal kit FX12, PTFE/leather |
| | | 0115-010308 | Seal kit FX12, PTFE |
| 0115-010303 | Seal kit FX12 PTFE/UHMWPE | | |
| 0115-010304 | Seal kit FX12, U-CUPS | | |
| MX30/70 MX30/42 | FX190 | 193508 | Upper packing ASSY. PTFE/UHMW |
| | | 193505 | Upper packing ASSY. PTFE |
| | | 193506 | Packing, upper, PTFE/Leather |
| | | 193507 | Upper packing ASSY. UHMW |
| | | 193772 | Packing,upper, UHMWPE/Leather |
| | | 193501 | Lower packing ASSY. PTFE |
| | | 193503 | Lower packing ASSY. UHMW |
| | | 193504 | Lower packing ASSY. PTFE/UHMW |
| | | 193502 | Packing, lower, PTFE/Leather |
| | | 193773 | Packing, lower, UHMWPE/Leather |
| | | 250662 | Seal kit FOR FX190PU FL SEC |
| | | 250663 | Seal kit for FX190PU FL SEC |
| | | 250670 | Seal kit for FX190PP FL SEC |
| | | 250671 | Seal kit for FX190UU FL SEC |
| | | 250690 | Seal Kit, UHMWPE/Leather |
| | | 250664 | Repair Kit, PTFE/Leather |
| | | 250665 | Repair kit for FX190PU FL SEC |
| | | 250672 | Repair kit for FX190PP FL SEC |
| | | 250673 | Repair kit for FX190UU FL SEC |
| 250691 | Repair Kit, UHMWPE/Leather | | |



Fluid Pump Spare Parts Kits



| Pump | Fluid Pump | Part No | Description |
|-------------------------------|------------|---------|-------------------------------|
| MX35/35 MX35/36 MX35/60 | FX220 | 193296 | Upper packing ASSY UHMW |
| | | 193303 | Upper packing ASSY PTFE |
| | | 193308 | Upper packing ASSY PTFE/LEATH |
| | | 193313 | Upper packing ASSY PTFE/UHMW |
| | | 193294 | Lower packing ASSY UHMW |
| | | 193305 | Lower packing ASSY PTFE |
| | | 193310 | Lower packing ASSY PTFE/LEATH |
| | | 193314 | Lower packing ASSY PTFE/UHMW |
| | | 250658 | seal kit for FX220PL FLUID |
| | | 250659 | Seal kit for FX220PU FL SEC |
| | | 250666 | Seal kit for FX220PP FL SEC |
| | | 250667 | Seal kit for FX220UU FL SEC |
| | | 250660 | Repair Kit, PTFE/Leather |
| | | 250661 | Repair kit for FX220PU FL SEC |
| | | 250668 | Repair kit for FX220PP FL SEC |
| | | 250669 | Repair kit for FX220UU FL SEC |



0115-01079



104095



0115-010186



104084



0115-010100



0115-010664



DXA-AC3



MXA-C13ALM5-H34

Pump Outfit Accessories

| Part No. | Description | Pump |
|--------------------|--------------|---|
| 0115-010179 | Wall Bracket | MXL4/12 MXL4/32 MXL12/05 MXL12/12 MXL12/31 |
| DVX-101 | Wall Bracket | DX70/DX200 |
| DVX-325 | Wall Bracket | DX200-3 |

Please note fittings are not supplied with these wall brackets, please refer to the appropriate service bulletin.

| Part No. | Description | Pump |
|---------------|--------------|-----------------|
| 104116 | Wall Bracket | MX35/36 MX30/42 |
| 104095 | Wall Bracket | MX35/60 MX30/70 |

| Part No. | Description | Pump |
|--------------------|---------------|---|
| 0115-010186 | Cart Assembly | MXL4/12 MXL4/32 MXL12/05 MXL12/12 MXL12/31, DX70, DX200, DX200-3 |

| Part No. | Description | Pump |
|---------------|---------------|-----------------|
| 104136 | Cart Assembly | MX35/36 MX30/42 |
| 104084 | Cart Assembly | MX35/60 MX30/70 |

| Part No. | Description | Pump |
|--------------------|-----------------|-----------------|
| 0115-010100 | Tripod Assembly | MXL4/12 MXL4/32 |
| DXA-T | Tripod Assembly | DX70 DX200 |

Please note fittings are not supplied with these tripod assemblies, please refer to the appropriate service bulletin

| Part No. | Description | Pump |
|-----------------------|---|-----------------------------------|
| 0115-010664 | Air Controls - Air Assisted Airless | MXL4/12 MXL4/32 MXL12/12 MXL12/31 |
| 0115-010708 | Air Controls - Airless | MXL4/32 MXL12/31 |
| 0115-010732 | Air Controls - Air Assisted Airless x 2 | MXL12/12 MXL12/31 |
| DXA-AC1 | Air Controls - Pump Only | DX70 |
| DXA-AC2 | Air Controls - Pump/Gun Air | DX70 |
| DXA-AC3 | Air Controls - Pump/Gun Air & Fluid Regulator | DX70 |
| DXA-AC1-200 | Air Controls - Pump Only | DX200 |
| DXA-AC2-200 | Air Controls - Pump & Fluid Regulator | DX200 |
| DXA-AC3-200 | Air Controls - Pump/Gun Air & Fluid Regulator | DX200 |
| DXA-AC22-200 | Air Controls - Pump/Gun Air | DX200 |
| DXA-AC1-200-SC | Air Controls - Pump/Active Surge Chamber Take off | DX200S/DX200-3 |
| DXA-GAC2 | Air Controls - 2 x Gun Air | DX200 |
| DXA-AC1-200-3 | Air Controls - Pump Only | DX200-3 |

| Part No. | Description | Dimensions | Pump |
|------------------------|--|---|------------------------------------|
| MXA-C13ALM5-H34 | Air control regulator/filter - Airless | Inlet - 1/2"BSPP F, Outlet Hose - 3/4" BSPT | MX35/36 MX30/42 MX35/60 MX30/70 |
| MXA-C13ACM5-H34 | Air control regulator/filter - AAA | Inlet - 1/2"BSPP F, Outlet Hose - 3/4" BSPT | MX35/36 MX30/42 MX35/60 MX30/70 |



0110-009130



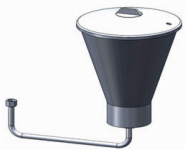
0115-010672

| Part No. | Description | Dimensions | Pump |
|--------------------------|--------------------------------|--|-----------------------------------|
| DXA-FI0ME100 | DX Fluid Filter | Inlet - 3/8" BSPP F, Outlet - 3/8" BSPP M MWP - 10 Bar | DX70 |
| DXA-FI0ME100-200G | DX In-line with Ball Valve | Inlet - 3/8" Male Universal, Outlet - 3/8" Male Universal MWP - 10 Bar | DX70 DX200 |
| DXA-F6ME100-200 | DX200 LP Filter Assembly | Inlet - 3/8" BSPP M, Outlet - 3/8" BSPP F MWP - 21 Bar | DX200 |
| DXA-F6ME100-200S | DX200 LP ST ST Filter Assembly | Inlet - 3/8" BSPP M, Outlet - 3/8" BSPP F MWP - 21 Bar | DX200 |
| DXA-F6ME100-200-3 | DX200 3:1 LP Filter Assembly | Inlet - 3/8" BSPP M, Outlet - 3/8" BSPP F MWP - 21 Bar | DX200 3:1 |
| 107922-S-S | LP Small Recirculation Filter | Inlet - 1" Sanitary, Outlet - 1" Sanitary MWP - 21 Bar | Maple/Smart |
| 107924-S | LP In-line Easi Flush Filter | Inlet - 1" Sanitary, Outlet - 1" Sanitary MWP - 21 Bar | Maple/Smart |
| 0115-010711 | HP Type 01 Fluid Filter | Inlet - 3/8" BSP F, Outlet - 1/4" NPS M MWP - 272 Bar | MXL4/12 MXL4/32 MXL12/12 MXL12/31 |
| 0110-009130 | HP Type 03 Fluid Filter | Inlet - 3/8" BSP F, Outlet - 1/4" NPS M MWP - 272 Bar | MXL4/12 MXL4/32 MXL12/12 MXL12/31 |
| 0114-011760 | HP Type 11 Fluid Filter | Inlet - M22 x 1.5 F, Outlet - 1/4" NPS M MWP - 500 Bar | MX35/36 MX30/42 MX35/60 MX30/70 |



0115-010696

| Part No. | Description | Pump |
|--------------------|---|--|
| 0115-010672 | Dump Valve Kit - 1/4" NPS F / 1/4" NPS M, MWP 272 Bar | MXL4/12 MXL4/32 MXL12/05 MXL12/12 MXL12/31 |
| DXA-DVG | Dump Valve Kit for Gravity Feed Hopper - 1/4" BSPT M | DX70 |
| DXA-DVT | Dump Valve Kit for Tripod/Pail - 1/4" BSPT M | DX70 |



0115-010701

| Part No. | Description | Pump |
|---------------------------|--|-----------------------------------|
| 0115-010696 | Suction Hose - 25 Litre 30 Mesh - 1/2" BSP F | MXL4/12 MXL4/32 MXL12/12 MXL12/31 |
| 0115-010699 | Tripod Suction Tube - 50 Mesh - 1/2" BSP F | MXL4/12 MXL4/32 |
| MXA-S25ME30-DH114 | Suction Hose - 25 Litre 30 Mesh - Dump Hose - 1 1/4" BSPT M | MX35/36 MX30/42 MX35/60 MX30/70 |
| MXA-S210ME30-DH114 | Suction Hose - 210 Litre 30 Mesh - Dump Hose - 1 1/4" BSPT M | MX35/36 MX30/42 MX35/60 MX30/70 |
| DXA-S25ME15 | Suction Tube and Hose - 25 Litre 15 Mesh - 3/8" BSP F | DX70 DX200 |
| DXA-P25ME15 | Tripod Suction Tube - 15 Mesh - 3/8" BSP F | DX70 DX200 |
| DXA-S25-13S-ME15 | Suction Tube and Hose - 25 Litre 15 Mesh - 1/2" BSP F | DX200-3 |




H-7507-75-SF

| Part No. | Description | Pump |
|--------------------|---|---------|
| 0115-010701 | Hopper 6L Kit - 1/2" Connection | All MXL |
| 0115-010712 | 1/4" Return Hose for 0115-010701 Hopper | All MXL |
| DXA-TG | Hopper 6L Tripod Kit | DX70 |
| DXA-WG | Hopper 6L Wall Kit | DX70 |
| DXA-CG | Hopper 6L Cart Kit | DX70 |

| Part No. | Description | Pump |
|----------------------|---|-----------------|
| H-7507-75-SF | SuperFlex Twin Hose Assembly 7.5M 1/8" bore Fluid MWP 270 Bar Air MWP 7.5 Bar | MXL4/12 MXL4/32 |
| H-7507-150 SF | SuperFlex Twin Hose Assembly 15M 1/8" bore Fluid MWP 270 Bar Air MWP 7.5 Bar | MXL4/12 MXL4/32 |
| H-7507-75 | Twin Hose Assembly 7.5M 3/16" bore Fluid MWP 256 Bar Air MWP 7.5 Bar | All MXL |
| H-7507-150 | Twin Hose Assembly 15M 3/16" bore Fluid MWP 256 Bar Air MWP 7.5 Bar | All MXL |



| Part No. | Description | Pump |
|-------------|---|--|
| H-5850 | 1.8 m Airless whip end 1/4" bore with 1/4" NPS connectors (500 Bar) | MX35/36 MX30/42 MX35/60 MX30/70 |
| H-5851 | 1 m Airless whip end 3/16" bore with 1/4" NPS connectors (500 Bar) | MX35/36 MX30/42 MX35/60 MX30/70 |
| H-5852 | 15 m Airless hose assembly 1/4" bore with 1/4" NPS connectors (500 Bar) | MX35/36 MX30/42 MX35/60 MX30/70 |
| H-5853 | 15 m Airless hose assembly 3/8" bore with 3/8" NPS connectors (500 Bar) | MX35/36 MX30/42 MX35/60 MX30/70 |
| 74-011/1 | 1/4" x 1/4" D.M nipple to join 2 x 1/4" NPT HP hoses | MX35/36 MX30/42 MX35/60 MX30/70 |
| 74-012/1 | 1/4" x 3/8" D.M nipple to join 1/4" NPS x 3/8" NPT HP hoses | MX35/36 MX30/42 MX35/60 MX30/70 |
| 502696/800 | Convuluted PTFE with Wire Support Metallic Braided Hose Assembly with 1 1/2" Sanitary Fittings - 800mm | Maple 30/3, Maple 60/3, E2-30, E2-40, E2-60 Smart Pump |
| 502696/1500 | Convuluted PTFE with Wire Support Metallic Braided Hose Assembly with 1 1/2" Sanitary Fittings - 1500mm | Maple 30/3, Maple 60/3, E2-30, E2-40, E2-60 Smart Pump |
| 502812 | Convuluted PTFE with Wire Support Metallic Braided Hose Assembly with 1 1/2" Sanitary Fittings - 1000mm | Maple 30/3, Maple 60/3, E2-30, E2-40, E2-60 Smart Pump |
| 502868 | Convuluted PTFE with Wire Support Metallic Braided Hose Assembly with 1" Sanitary Fittings - 600mm | Maple 15/3 |



0115-010705

| Part No. | Description | Pump |
|-------------|---|------------------------------|
| 0115-010705 | Adapter - check valve to hose connection (for use when no filter present) 3/8" NPS F - 1/4" NPS M | All MXL |
| DXK-219 | Adapter 3/4" BSP M - 3/8" BSP M | DX200 |
| DXK-218 | Adapter 3/4" BSP M - 3/8" BSP F | DX200 |
| 192779 | Exhaust Adapter 1" NB Hose | All Maple |
| 192803 | Exhaust Plug | All Maple |
| 192532 | 1" Sanitary - 1 1/2" BSPT F Adapter | Maple 15/3 |
| 193114 | 1" Sanitary - 3/4" BSP | Maple 15/3, E2-15 |
| 192820 | Exhaust Tube Adapter (1/1/4" NB) | Maple 30/3, 60/3, 7/15, 8/25 |
| 192009 | 1" & 1 1/2" Sanitary Clamp | All Maple, All Smart |
| 192544 | 2" Sanitary Clamp | Smart E4-60 |
| 192206 | 1" & 1 1/2" Sanitary Gasket | All Maple, Smart E2-15 |
| 192008 | 1 1/2" Sanitary Gasket | Smart E2-30, E2-40, E2-60 |
| 192029 | 2" Sanitary Gasket | Smart E4-60 |



0114-016099

| Part No. | Description | Pump |
|-------------|---|---------------------------|
| 0114-016099 | Lubricating Oil - Solvent Based 0.25L | All MX Pumps |
| 0114-016100 | Lubricating Oil - Water Based 0.25 L | All MX Pumps |
| 0114-014871 | Lubricating Oil - Water Based 0.5 L | All MX Pumps |
| 0114-009433 | Lubricating Oil - Solvent Based 0.5 L | All MX Pumps |
| AGMD-010 | Grease -50ml | All Maple Pumps |
| 502373 | Grease gun for cam follower & main bearings | All Smart Pumps |
| 502375 | Grease for cam follower & main bearings | All Smart Pumps |
| 502514 | Grease gun for linear bearings | Smart E2-30, E2-40, E2-60 |
| 502376 | Grease for linear bearings | Smart E2-30, E2-40, E2-60 |



192509

| Part No. | Description | Pump |
|----------|-----------------------|------------------------------------|
| 192509 | Silencer - 1 1/2" BSP | MX35/36 MX30/42 MX35/60 MX30/70 |



193381

| Part No. | Description | Pump |
|----------|--|------------------------------------|
| 193381 | Optional hose storage bracket for cart & wall assembly | MX35/36 MX30/42 MX35/60 MX30/70 |

| Part No. | Description | Pump |
|----------|--------------------------------|----------------------|
| 502769 | Maple Bellows Tool | Maple 7/15/30 |
| 502770 | Maple Bellows Tool | Maple 20 Smart E2-20 |
| 502883 | Maple 60/3 Shaft Bearing Press | Maple 60/3 |



104111

| Part No. | Description | Pump |
|----------|--------------------------------|-----------------|
| 192800 | Smart Card | All Smart Pumps |
| 192547 | Pressure Transducer (0-25 bar) | All Smart Pumps |
| 502144 | Pressure Switch (2-40 bar) | All Smart Pumps |
| 192720 | Sensor Manifold | All Smart Pumps |
| 502501 | BPR Control box | All Smart Pumps |

| Part No. | Description | Operating Pressure | Pump |
|-----------|------------------------------------|--------------------|--|
| 104167 | Pressure Relief Valve | 22 Bar (320 PSI) | Smart E2-7 & E2-15 |
| 104201 | Pressure Relief Valve | 16 Bar (232 PSI) | Smart E2-40 |
| 104168 | Pressure Relief Valve | 22 Bar (232 PSI) | Smart E2-30 & E2-60 |
| 104111-E4 | Pressure Relief Valve | 22 Bar (232 PSI) | Smart E4-60 |
| 104111 | Foot Mounted Pressure Relief Valve | 22 Bar (320 PSI) | Smart Pump - Retro Fitting - See Table Below for fitting |

| Part No. | Description |
|----------|--|
| 192554 | Inlet/Outlet Fitting 2" Sanitary for 104111 Foot Mounted Pressure Relief Valve |
| 192555 | Inlet/Outlet Fitting 1 1/2" Sanitary for 104111 Foot Mounted Pressure Relief Valve |
| 192556 | Inlet/Outlet Fitting 1 1/2" NPT Female for 104111 Foot Mounted Pressure Relief Valve |
| 192557 | Inlet/Outlet Fitting 1 1/2" BSPT Female for 104111 Foot Mounted Pressure Relief Valve |
| 192558 | Inlet/Outlet Fitting 42mm Compression Coupling DIN2353 for 104111 Foot Mounted Pressure Relief Valve |
| 192564 | Inlet/Outlet Fitting 1" Sanitary for 104111 Foot Mounted Pressure Relief Valve |

| Smart Pump Retro Fit Kit Part No. | Smart Pump | PRV | New Sanitary Elbow to be Installed | | |
|-----------------------------------|------------|-----------|------------------------------------|--------|--------|
| | | | 1 | 2 | 3 |
| 250757 | E2-15 | 104167 | 194590 | 194589 | 194589 |
| 250758 | E2-30 | 104168 | 194591 | 194591 | 194591 |
| 250759 | E2-40 | 104201 | 194591 | 194594 | 194594 |
| 250760 | E2-60 | 104168 | 194593 | 194591 | 194591 |
| 250788 | E4-60 | 104111-E4 | 192791 | 194930 | 194931 |
| 194900 | E2-15 | 104167 | All manifolds and elbows included | | |
| 194901 | E2-30 | 104168 | All manifolds and elbows included | | |
| 194902 | E2-40 | 104201 | All manifolds and elbows included | | |
| 194903 | E2-60 | 104168 | All manifolds and elbows included | | |
| 194942 | E4-60 | 104111-E4 | All manifolds and elbows included | | |



DXA-SC11P

| Part No. | Description | Pump |
|-------------------|---|-----------------|
| DXA-SC11P | 1:1 Pump Mount Active Surge Chamber | DX200 S |
| DXA-SC31P | 3:1 Pump Mount Active Surge Chamber | DX200-3 |
| DXA-SCRO.6 | Active Surge Chamber 0.6l Air Reservoir | DX200 S |
| DXA-SCR1.0 | Active Surge Chamber 1l Air Reservoir | DX200-3 |
| DXA-SCF | Active Surge Chamber Air Feed Connector | DX200 S/DX200-3 |

| Part No. | Description | Pump |
|----------------|--|---------|
| DVX-407 | Manual Regulator Assembly | DX200SR |
| DVX-411 | Manual Regulator Assembly | DX200-3 |
| DVX-312 | Non Regulated Body 1/2" Mounting Fitting- Requires DVX-241 | DX200-3 |
| DVX-241 | Outlet Seal for DVX-312 | DX200-3 |



IntelliFlow RM2

| Part No. | Description |
|-----------|---------------------------------------|
| RM2-11121 | 300 psi, 300cc Catalyst Pump, 1 Color |
| RM2-11111 | 300 psi, 600cc Catalyst Pump, 1 Color |
| RM2-11127 | 300 psi, 300cc Catalyst Pump, 7 Color |
| RM2-11117 | 300 psi, 600cc Catalyst Pump, 7 Color |

Recommended Accessories

| Part No. | Description |
|------------|---------------------------------------|
| 240-5199 | Pedestal Stand Kit |
| 240-5205-1 | Gun Flush Box Kit, 1 Gun |
| 240-5205-2 | Gun Flush Box Kit, 2 Gun |
| 240-5200 | Two Gun Manifold Kit |
| 240-5201 | Catalyst Flow Sensor Kit |
| 240-5202 | Solvent Meter Kit |
| 240-5203 | Remote Color Change Kit, LP |
| 240-5204 | In-Booth Solvent Meter Kit |
| 240-5206 | In-Booth Fluid Panel Mounting Kit, LP |
| 240-5143 | Screen Protector Kit |



IntelliFlow RF2

| Part No. | Description |
|-----------------|--|
| RF2-LA2-01-01-S | Package, 300 psi, Auto, 2K, 1 color, 1 catalyst, standard |
| RF2-LA2-01-01-C | Package, 300 psi, Auto, 2K, 1 color, 1 catalyst, isocyanate |
| RF2-LA2-04-01-S | Package, 300 psi, Auto, 2K, 4 color, 1 catalyst, standard |
| RF2-LA2-04-01-C | Package, 300 psi, Auto, 2K, 4 color, 1 catalyst, isocyanate |
| RF2-LA2-07-02-S | Package, 300 psi, Auto, 2K, 7 color, 2 catalyst, standard |
| RF2-LA2-07-02-C | Package, 300 psi, Auto, 2K, 7 color, 2 catalyst, isocyanate |
| RF2-LA2-12-04-S | Package, 300 psi, Auto, 2K, 12 color, 4 catalyst, standard |
| RF2-LA2-12-04-C | Package, 300 psi, Auto, 2K, 12 color, 4 catalyst, isocyanate |
| RF2-HA2-01-01-S | Package, 3000 psi, Auto, 2K, 1 color, 1 catalyst, standard |
| RF2-LA1-01-01-S | Package, 300 psi, Auto, 1K, 1 color, 1 catalyst, standard |
| RF2-LM2-01-01-S | Package, 300 psi, Manual, 2K, 1 color, 1 catalyst, standard |
| RF2-LM2-04-01-S | Package, 300 psi, Manual, 2K, 4 color, 1 catalyst, standard |
| RF2-LM2-07-02-S | Package, 300 psi, Manual, 2K, 7 color, 2 catalyst, standard |
| RF2-LM2-12-04-S | Package, 300 psi, Manual, 2K, 12 color, 4 catalyst, standard |
| RF2-HM2-01-01-S | Package, 3000 psi, Manual, 2K, 1 color, 1 catalyst, standard |

Recommended Accessories

| Part No. | Description |
|---------------|---|
| 310-2002 | Floor Stand |
| HGB-510-R1-CO | HGB Inlet Pressure Regulator |
| 240-5202 | Solvent Flowmeter Kit |
| 240-5204 | In-booth Solvent Flowmeter Kit |
| 310-8020 | In-booth Fluid Panel Kit - 2 Channel Std |
| 310-8021 | In-booth Fluid Panel Kit - 3 Channel Std |
| 310-8022 | In-booth Fluid Panel Kit - 2 Channel Fiberoptic |
| 310-8023 | In-booth Fluid Panel Kit - 3 Channel Fiberoptic |
| 310-8030 | Screen Protector Kit |
| 240-5205-1 | Gun flush box kit, 1 gun |
| 240-5205-2 | Gun flush box kit, 2 gun |

Magic-Flow 2



*To order a high or low pressure configuration please add -L for low pressure or -H for high pressure

| Part No. | Description |
|------------------------|---|
| | MAGIC-FLOW 2 universal 2K electronic mixing unit - (1 paint, 1 catalyst, 2 solvents, Ethernet, LED light tower) |
| 5500000* | MAGIC-FLOW 2 2K - With 2x gear flow meters (50 - 2-000ml/min) |
| 5500001* | MAGIC-FLOW 2 2K - C4 - With 1 x Coriolis meter (4mm tube), 1 x gear flow meter (50 - 2-000ml/min) |
| 5500002* | MAGIC-FLOW 2 2K - C6 - With 1 x Coriolis meter (6mm tube), 1 x gear flow meter (50 - 2-000ml/min) |
| 5500003* | MAGIC-FLOW 2 2K - C4C4 - With 2 x Coriolis meter (4mm + 4mm tubes) |
| 5500004* | MAGIC-FLOW 2 2K - C6C4 - With 2 x Coriolis meter (6mm + 4mm tubes) |
| Accessories | |
| 5500010 | MAGIC-FLOW 2 ADD ON - Add on kit for additional component; paint or catalyst (Non-ATEX units), paint only (ATEX units). |
| 5500011 | MAGIC-FLOW 2 ADD ON ATEX - Add on kit for ATEX units only. Adds additional Catalyst component, including electrical, pneumatic and hydraulic parts for catalysts with ATEX solenoid valve |
| 5500020 | MAGIC-FLOW 2 ROBOTCOM - Robot Communications - 8 digital input, 8 digital outputs, p to couplings |
| 5500021 | MAGIC-FLOW 2 ATEX LED REMOTE - ATEX Remote control with LED display |
| 5500030 | MAGIC-FLOW 2 ATEX CONV. 1 - ATEX conversion kit for systems with 2 gear flow meters + 1 catalyst (5500000) |
| 5500031 | MAGIC-FLOW 2 ATEX CONV. 2 - ATEX conversion kit for systems with 1 coriolis meter + 1 gear flow meter + 1 catalyst (5500001 + 5500002) |
| 5500032 | MAGIC-FLOW 2 ATEX CONV. 3 - ATEX conversion kit for systems with two coriolis meters + 1 catalyst (5500003 + 5500004) |
| 5500040 | MAGIC-FLOW 2 ATOMIZING AIR - Automatic Atomizing Air Switch Off |
| 5500100-10 | Extend ATEX wiring to 10M |
| 5500100-15 | Extend ATEX wiring to 15M |
| 5500100-20 | Extend ATEX wiring to 20M |
| 4000030-2 | Gun Flush box (requires saddle and controls) |
| 4000030-AA4400M | AA4400M Gun Flush Box Saddle |
| 4000030-GPL | GTi Pro Lite Gun Flush Box Saddle |
| 4000030-RF45 | RansFlex 45kV Gun Flush Box Saddle |
| 4000319 | Agitator control set |
| 5500041 | MAGIC-FLOW 2 GUN FLUSH BOX CONTROL - Gun Flushbox Control |
| 5500051 | MAGIC-FLOW 2 COLOR DISTRIBUTION 2V - Paint distribution valve set, 2 sprayers |
| 5500052 | MAGIC-FLOW 2 COLOR DISTRIBUTION 3V - Paint distribution valve set, 3 sprayers |
| 5500053 | MAGIC-FLOW 2 COLOR DISTRIBUTION 4V - Paint distribution valve set, 4 sprayers |

* Add -L for low pressure, Add-H for high pressure

Bare Pumps

| Part No. | Pump | Ratio | Output per cycle | PTFE/UHMWPE Packings | PTFE/Leather Packings | PTFE Packings | U-Cups/UHMWPE | Stainless Steel | Carbon Steel |
|---------------|-----------------|-------|--------------------|----------------------|-----------------------|---------------|---------------|-----------------|--------------|
| MXL1205UCU | MXL12/05 | 5:1 | 72cm ³ | | | | ● | ● | |
| MXL412PU | MXL4/12 | 12:1 | 24cm ³ | ● | ● | | | ● | |
| MXL412PL | | | | | | | ● | | |
| MXL412PP | | | | | ● | | ● | | |
| MXL432PU | MXL4/32 | 32:1 | 24cm ³ | ● | ● | | | ● | |
| MXL432PL | | | | | | | ● | | |
| MXL432PP | | | | | ● | | ● | | |
| MXL1212PU | MXL12/12 | 12:1 | 72cm ³ | ● | ● | | | ● | |
| MXL1212PL | | | | | | | ● | | |
| MXL1212PP | | | | | ● | | ● | | |
| MXL1231PU | MXL12/31 | 31:1 | 72cm ³ | ● | ● | | | ● | |
| MXL1231PL | | | | | | | ● | | |
| MXL1231PP | | | | | ● | | ● | | |
| MX12220PU-SMH | MX19/20 | 20:1 | 122cm ³ | ● | | | | ● | |
| MX12241PU-SMH | MX19/41 | 41:1 | 122cm ³ | ● | | | | ● | |
| MX12264PU-SMH | MX19/64 | 64:1 | 122cm ³ | ● | | | | ● | |
| MX22011PU-SAH | MX35/11 | 11:1 | 220cm ³ | ● | | | | ● | |
| MX88015PU-CMH | MX140/15 | 15:1 | 880cm ³ | ● | | | | | ● |
| MX88015PU-SMH | | | | ● | | | ● | | |
| MX22023PU-CMH | MX35/23 | 23:1 | 220cm ³ | ● | | | | | ● |
| MX22023PU-SAH | | | | ● | | | ● | | |
| MX88023PU-CMH | MX140/23 | 23:1 | 880cm ³ | ● | | | | | ● |
| MX88023PU-SMH | | | | ● | | | ● | | |
| MX22036PU-CAH | MX35/36 | 36:1 | 220cm ³ | ● | | | | | ● |
| MX22036PU-SAH | | | | ● | | | ● | | |
| MX22036PL-CAH | | | | | ● | | | ● | |
| MX22036PL-SAH | | | | | ● | | | ● | |
| MX44030PU-CMH | MX70/30 | 30:1 | 440cm ³ | ● | | | | | ● |
| MX44030PU-SMH | | | | ● | | | ● | | |
| MX19042PU-CAH | MX30/42 | 42:1 | 190cm ³ | ● | | | | | ● |
| MX19042PU-SMH | | | | ● | | | ● | | |
| MX19042PL-CAH | | | | | ● | | | ● | |
| MX19042PL-SAH | | | | | ● | | | ● | |
| MX44046PU-CMH | MX70/46 | 46:1 | 440cm ³ | ● | | | | | ● |
| MX44046PU-SMH | | | | ● | | | ● | | |
| MX22060PU-CAH | MX35/60 | 60:1 | 220cm ³ | ● | | | | | ● |
| MX22060PU-SAH | | | | ● | | | ● | | |
| MX22060PL-CAH | | | | | ● | | | ● | |
| MX22060PL-SAH | | | | | ● | | | ● | |
| MX19070PU-CAH | MX30/70 | 70:1 | 190cm ³ | ● | | | | | ● |
| MX19070PU-SAH | | | | ● | | | ● | | |
| MX19070PL-CAH | | | | | ● | | | ● | |
| MX19070PL-SAH | | | | | ● | | | ● | |



0114-014876

HP Filter Elements

| HP Filter Elements | | Type 01 - 0115-010711 | Type 03 - 0110-009130 | Type 11 - 0114-011760 |
|--------------------|-------------|-----------------------|-----------------------|-----------------------|
| Mesh | Part no. | | Part no. | Part no. |
| 30 mesh | 0114-014916 | | - | 0114-014917 |
| 50 mesh | 0114-014887 | | 0110-009131 | 0114-014886 |
| 70 mesh | 0114-014876 | | - | 0114-014884 |
| 100 mesh | 0114-014875 | | 0110-009132 | 0114-014883 |
| 150 mesh | 0114-014877 | | 0110-009133 | 0114-014882 |
| 200 mesh | - | | 0110-009134 | 0114-014881 |



VS-58

LP Filter Elements for DXA-F10ME100 filter

| LP Filter Elements | | VS-58 - DXA-F10ME100 | |
|--------------------|-----------|----------------------|--|
| Mesh | Part no. | Pack Size | |
| 60 mesh | VS-58-60 | 1 | |
| 100 mesh | VS-58 | 1 | |
| 100 mesh | VS-58-K10 | 10 | |



194549

LP Filter Elements for DXA-F6ME100-200/DXA-F6ME100-200-3/107922/107923/107924 filters

| Mesh | Pack of 1 | | Pack of 3 | | Pack of 12 | |
|-----------|-----------|--|-----------|--|------------|--|
| | Part No. | | Part No. | | Part No. | |
| 15 mesh | 194546 | | 194546-K3 | | 194546-K12 | |
| 30 mesh | 194547 | | 194547-K3 | | 194547-K12 | |
| 60 mesh | 194548 | | 194548-K3 | | 194548-K12 | |
| 100 mesh | 194549 | | 194549-K3 | | 194549-K12 | |
| 150 mesh | 194550 | | 194550-K3 | | 194550-K12 | |
| 200 mesh | 194551 | | 194551-K3 | | 194551-K12 | |
| 300 mesh | 194552 | | 194552-K3 | | 194552-K12 | |
| 400 mesh | 194553 | | 194553-K3 | | 194553-K12 | |
| 500 mesh | 194554 | | 194554-K3 | | 194554-K12 | |
| 600 mesh | 194555 | | 194555-K3 | | 194555-K12 | |
| 1250 mesh | 194556 | | 194556-K3 | | 194556-K12 | |



0114-014221

Suction Tube Strainer

| Suction Tube Strainer | | Ø 59 mm |
|-----------------------|-------------|---------|
| | Part no. | |
| 20 mesh | 0114-014112 | |
| 50 mesh | 0114-014068 | |
| 70 mesh | 0114-014221 | |



Cartridge Filter Housing

| Part No. | Description | Connection |
|------------|--------------------------|-----------------------------|
| 107874 5" | Cartridge Filter Housing | 1" BSP |
| 107875 5" | Cartridge Filter Housing | 1" Sanitary connections |
| 107871 10" | Cartridge Filter Housing | 1" BSP |
| 107870 10" | Cartridge Filter Housing | 1" Sanitary connections |
| 107868 10" | Cartridge Filter Housing | 1 1/2" Sanitary connections |
| 107873 20" | Cartridge Filter Housing | 1" Sanitary connections |
| 107869 20" | Cartridge Filter Housing | 1 1/2" Sanitary connections |



Air and Fluid Hoses (Low Pressure)

| Part no. | Description | Bore |
|-------------|---|--------------|
| H-7501 | 5/16" bore air hose red rubber - per metre | 5/16" (8mm) |
| H-7502 | 3/8" bore air hose red rubber - per metre | 3/8" (9.5mm) |
| H-7503 | 1/4" bore fluid hose black - per metre | 1/4" (6mm) |
| H-7504 | 3/8" bore fluid hose black - per metre | 3/8" (9.5mm) |
| H-7501-150M | 5/16" bore air hose red rubber - 150M reel* | 5/16" (8mm) |
| H-7502-150M | 3/8" bore air hose red rubber - 150M reel* | 3/8" (9.5mm) |
| H-7503-150M | 1/4" bore fluid hose black - 150M reel* | 1/4" (6mm) |
| H-7504-150M | 3/8" bore fluid hose black - 150M reel* | 3/8" (9.5mm) |
| 170177 | 1/4" bore fluid hose clear - per metre | 1/4" (6mm) |
| 170236-10 | 1/4" bore twin hose clear - 10M | 1/4" (6mm) |
| 170236-50 | 1/4" bore twin hose clear - 50M | 1/4" (6mm) |
| 170236-100 | 1/4" bore twin hose clear - 100M | 1/4" (6mm) |

* We cannot guarantee one continuous length per hose reel.

3 Piece re-usable Connectors

| Part no. | Bore | Connector |
|-----------|--------------|-----------|
| P-HC-4523 | 1/4" (6mm) | 1/4" NPS |
| P-HC-4527 | 5/16" (8mm) | 1/4" NPS |
| P-HC-4528 | 3/8" (9.5mm) | 1/4" NPS |
| P-HC-4543 | 1/4" (6mm) | 3/8" NPS |
| P-HC-4548 | 3/8" (9.5mm) | 3/8" NPS |

Hose Connectors

| Part No. | Type | Bore | Connector Thread size & Type | | | |
|----------|--------------------------------|--------------|------------------------------|-----------------------------|----------------------|-----------------------------|
| | | | 1/4" BSP | 1/4" NPS | 3/8" BSP | 3/8" NPS |
| H-7501 | 5/16" bore air hose red rubber | 5/16" (8mm) | P-HC-4527 | P-HC-4527-F | - | - |
| H-7502 | 3/8" bore air hose red rubber | 3/8" (9.5mm) | | P-HC-4528 | | P-HC-4548 |
| H-7503 | 1/4" bore fluid hose black | 1/4" (6mm) | | P-HC-4523 | | P-HC-4543 |
| H-7504 | 3/8" bore fluid hose black | 3/8" (9.5mm) | | P-HC-4528 | | P-HC-4548 |
| 170177 | 1/4" bore clear fluid hose | 1/4" (6mm) | | 6x10-14-SS (without spring) | | 6x10-38-SS (without spring) |
| | | | 191357(with spring) | 6X10-14-SG (with spring) | 191358 (with spring) | 6x10-38-SG(with spring) |

Ready Made (Low Pressure) Hose Assemblies

| Part no. | Hose Assembly Description | 1.2M | 1.45M | 3.5M | 5M | 6M | 7.5M | 8M | 10M | 15M |
|--------------|---|------|-------|------|----|----|------|----|-----|-----|
| H-7501HA-XX* | 5/16" bore air hose red rubber complete with 1/4" universal connectors | - | - | - | - | - | - | - | - | - |
| H-7502HA-XX* | 3/8" bore air hose red rubber complete with 1/4" universal connectors | - | - | - | - | - | - | - | - | - |
| H-7503HA-XX* | 1/4" bore fluid hose black rubber complete with 3/8" universal connectors | - | - | - | - | - | - | - | - | - |
| H-7504HA-XX* | 3/8" bore fluid hose black rubber complete with 3/8" universal connectors | - | - | - | - | - | - | - | - | - |
| 207960 | Single clear hose assembly with 1/4" fittings one end and 3/8" other end | - | - | - | - | - | - | - | - | - |
| 501719 | Single clear hose assembly with 1/4" fittings one end and 3/8" other end | - | - | - | - | - | - | - | - | - |
| 501675 | Single clear hose assembly with 1/4" fittings one end and 3/8" other end | - | - | - | - | - | - | - | - | - |
| 501311 | Single clear hose assembly with 1/4" fittings one end and 3/8" other end | - | - | - | - | - | - | - | - | - |
| 207948 | Twin clear hose assembly with 1/4" fittings one end and 3/8" other end | - | - | - | - | - | - | - | - | - |
| 207947 | Twin clear hose assembly with 1/4" fittings one end and 3/8" other end | - | - | - | - | - | - | - | - | - |
| 501371 | Twin clear hose assembly with 1/4" fittings one end and 3/8" other end | - | - | - | - | - | - | - | - | - |

Hose Assembly Part number example - To complete the part number, add the length required - i.e.: H-7501HA-15 = H-7501 hose assembly complete with 1/4" universal connection - 15m length

Note: All hoses include an outer conductive cover to comply with ATEX & CE legislation.



Heated Hoses

| Part No. | Description | Bore | Length | Connections | Pressure max. |
|------------------------|---|--------------|--------|--------------|---------------|
| H-76-06-240-10* | Low Pressure Heated Hose Assembly | 1/4"(6mm) | 10M | 1/4" (6mm) | 240 bar |
| H-76-06-500-10* | Heated Hose Assembly with 1/4" connections | 1/4"(6mm) | 10M | 1/4" (6mm) | 500 bar |
| H-76-08-250-10* | Heated Hose Assembly with 3/8" connections | 3/8" (9.5mm) | 10M | 3/8" (9.5mm) | 250 bar |
| H-76-08-250-15* | Heated Hose Assembly with 3/8" connections | 3/8" (9.5mm) | 15M | 3/8" (9.5mm) | 250 bar |
| H-76-08-475-10* | Heated Hose Assembly with 3/8" connections | 3/8" (9.5mm) | 10M | 3/8" (9.5mm) | 475 bar |
| H-76-08-475-15* | Heated Hose Assembly with 3/8" connections | 3/8" (9.5mm) | 15M | 3/8" (9.5mm) | 475 bar |
| H-76-CTR | Temperature controller with digital display *required for all above hose assemblies. Controller must be fitted in non hazardous area. | | | | |

Airless Hose Assembly, (High Pressure)

| Length | Bore | Connection | Pressure max. | Part no. |
|--------|-------|------------|---------------|------------------|
| 1m | 3/16" | 1/4" | 350 bar | H-5811 |
| 1m | 1/8" | 1/4" | 350 bar | H-5837 |
| 1m | 1/4" | 1/4" | 500 bar | H-5851 |
| 1.8m | 1/4" | 1/4" | 500 bar | H-5850 |
| 7.5m | 3/16" | 1/4" | 350 bar | H-5813 |
| 7.5m | 1/4" | 1/4" | 310 bar | H-5818 |
| 7.5m | 1/4" | 1/4" | 500 bar | H-5706-75 |
| 10m | 3/16" | 1/4" | 350 bar | H-5813-10 |
| 10m | 1/4" | 1/4" | 325 bar | H-5818-10 |
| 15m | 1/4" | 1/4" | 325 bar | H-5819 |
| 15m | 1/4" | 1/4" | 500 bar | H-5852 |
| 15m | 3/8" | 3/8" | 500 bar | H-5853 |
| 20m | 1/4" | 1/4" | 325 bar | 12227-20 |
| 30m | 1/4" | 1/4" | 325 bar | 12227-30 |

Twin Hose Assembly, (High Pressure)

| Part no. | Description |
|----------------------|--|
| H-7507-75-SF | Twin Hose Assembly 7.5m with 1/8" bore air and fluid hoses with 1/4" NPS Connectors (270 Bar) |
| H-7507-150-SF | Twin Hose Assembly 15m with 1/8" bore air and fluid hoses with 1/4" NPS Connectors (270 Bar) |
| H-7507-75 | Twin Hose Assembly 7.5m with 3/16" bore air and fluid hoses with 1/4" NPS Connectors (256 Bar) |
| H-7507-150 | Twin Hose Assembly 15m with 3/16" bore air and fluid hoses with 1/4" NPS Connectors (256 Bar) |

Quick Disconnect Fittings

| Part no. | Description |
|-----------------------|--|
| MPV-5 | Quick coupling shaft with 3/4 inch female thread connection (fits to spray gun inlets) |
| MPV-424 | Quick coupling shaft with 3/4 inch male thread connection (fits to hose end) |
| MPV-10 | Quick coupling shaft with 3/4 inch male thread connection |
| MPV-462 | Quick coupling shaft with 3/4 inch female thread connection (fits to regulator valves) |
| MPV-463 | Economy Pack, contains one specimen of each of the above parts |
| P-HC-4482 | Quick coupling system - 3/8 inch BSP - fluid |
| QDL-4808 | Quick coupling connection - fluid |
| SSQD-6B-316 | Quick coupling system, SR 3/8 inch male thread |
| SS-STEM-6B-316 | Quick coupling shaft, 3/8 inch female thread |
| 190761 | Quick coupling body (hose end) |
| 201120 | Quick coupling shaft (gun end) stainless steel |

In-line Fluid Regulators



HGB-509-5-R38

| Part no. | Manual control | Pneumatic control | Inlet pressure (min./max) bar (psi) | Outlet pressure (min./max) bar (psi) | Gauge bar (psi) |
|-----------------|----------------|-------------------|-------------------------------------|--------------------------------------|-----------------|
| HGB-509-5-R38 | ● | - | 2 (29)/12,5 (181) | 1 (14)/5 (72) | - |
| HGB-609-1.2-R38 | ● | - | 1 (14)/8 (116) | 0.15 (2)/1.2 (17) | MA-25 2.5(35) |
| HGB-609-5-R38 | ● | - | 2 (29)/12,5 (181) | 1 (14)/5 (72) | 83-2727 7(100) |
| HGB-609-9-R38 | ● | - | 3/15 (217) | 3 (43)/9 (130) | GA-288 11(160) |
| HGB-510-R1 | - | ● | 2 (29)/15 (217) | 0.5 (7)/15 (217) | - |
| HGB-510-R2 | - | ● | 1 (14)/15 (217) | 0.15 (2)/7 | - |
| HGB-510-R4 | - | ● | 1 (14)/15 (217) | 0.15 (2)/4 | - |
| 84-598 | - | ● | 2 (29)/15 (217) | 0.5 (7)/15 (217) | - |

Gun-Mounted Fluid Regulators



HGS-5112

| Part no. | Manual control | Pneumatic control | Inlet pressure (min./max) bar (psi) | Outlet pressure (min./max) bar (psi) | Circulating | Inlet | Outlet |
|----------|----------------|-------------------|-------------------------------------|--------------------------------------|-------------|------------|--------|
| HGS-5132 | - | ● | 3.5 (50)/20 (290) | 0.14 (2)/7 (101) | - | 1/8" NPT | 3/8" |
| HGS-5112 | - | ● | 3.5 (50)/20 (290) | 0.14 (2)/7 (101) | ● | 1/4" NPS M | 3/8" |
| HGS-5211 | ● | - | 3.5 (50)/20 (290) | 0.14 (2)/7 (101) | ● | 1/4" NPS M | Bay. |
| HGS-5222 | ● | - | 3.5 (50)/20 (290) | 0.14 (2)/7 (101) | ● | 3/8" NPS M | 3/8" |
| HGS-5212 | ● | - | 3.5 (50)/20 (290) | 0.14 (2)/7 (101) | ● | 1/4" NPS M | 3/8" |
| HGS-5239 | ● | - | 3.5 (50)/20 (290) | 0.14 (2)/7 (101) | - | 3/8" NPS M | 3/8" |

Ransburg DR-1 Fluid Regulator



| Part no. | Manual control | Air Pilot control | Ratio | Fluid Inlet pressure Max bar (psi) |
|----------|----------------|-------------------|-------|------------------------------------|
| 74151-01 | - | ● | 1:2 | 21 (300) |
| 74151-02 | - | ● | 1:4 | 21 (300) |
| 74151-03 | - | ● | 1:6 | 21 (300) |
| 74151-04 | - | ● | 1:8 | 21 (300) |
| 74151-05 | - | ● | 1:10 | 21 (300) |
| 74151-06 | - | ● | 1:3 | 21 (300) |
| 74151-11 | - | ● | 1:1 | 21 (300) |

High Pressure In-line Fluid Regulator



| Part no. | Manual control | Pneumatic control | Inlet pressure (min./ max) bar (psi) | Outlet pressure (min./max) bar (psi) |
|----------|----------------|-------------------|--------------------------------------|--------------------------------------|
| 84-420* | ● | - | 206 (2987) | 20.6 (298)/137.8 (1998) |

Note: Optional pressure gauges are available for this item:-


84-491 - 69 bar/1000psi

101-3069 - 207 bar/3000psi



High Pressure/Back Pressure Pilot Controlled Regulators

| Part no. | Manual control | Air Pilot control | Inlet pressure max bar (psi) | Outlet pressure (min./max) bar (psi) | Gauge bar (psi) |
|------------------------|----------------|-------------------|------------------------------|--------------------------------------|-------------------|
| 107906 | - | ● | 350 (5100) | 35-240 (500-3500) | 167143 345 (5000) |
| 107908 (Back Pressure) | - | ● | 350 (5100) | 35-240 (500-3500) | 167143 345 (5000) |



Back Pressure Valves

| Part no. | Manual control | Pneumatic control | Inlet pressure (min./max) bar (psi) | Outlet pressure (min./max) bar (psi) |
|----------|----------------|-------------------|-------------------------------------|--------------------------------------|
| 84-404* | ● | - | 0.7 (10)/9,8 (142) | 0.7 (10)/9,8 (142) |
| HGBR-609 | ● | - | 2 (29)/12.5 (181) | 9 (130) |
| 84-601* | ● | - | 9 (130) | - |


84-404

Note: Optional pressure gauges and riser tubes are available for these items:-
84-348 - Riser Tube
83-2744- Gauge 13 bar/200 psi.



Pilot Controlled and Manual Back Pressure Regulators

| Part no. | Manual control | Air Pilot control | Inlet pressure (min./max) bar (psi) | Max Static Pressure bar (psi) |
|-----------------|----------------|-------------------|-------------------------------------|-------------------------------|
| 107755 (1 1/2") | - | ● | 1 (15)/15 (218) | 25 (363) |
| 107754 (1 1/2") | ● | - | 3 (44)/15 (218) | 25 (363) |
| 107758 (3/4") | - | ● | 3 (44)/15 (218) | 25 (363) |
| 107757 (3/4") | ● | - | 3 (44)/15 (218) | 25 (363) |



Active Flushable Surge Eliminators

| Part no. | Inlet/Outlet Connection Fitting | Inlet/Outlet Connection Description | Maximum Fluid Pressure bar (psi) |
|------------|---------------------------------|-------------------------------------|----------------------------------|
| 104050-A-A | 192553 | M45 x Slip Flange Assembly | 16 (232) |
| 104050-B-B | 192554 | M45 x 2" Sanitary | 16 (232) |
| 104050-C-C | 192555 | M45 x 1 1/2" Sanitary | 16 (232) |
| 104050-D-D | 192556 | M45 x 1 1/2" NPT (Female) | 16 (232) |
| 104050-E-E | 192557 | M45 x 1 1/2" BSPT (Female) | 16 (232) |
| 104050-F-F | 192258 | M45 x 42mm Compression Coupling | 16 (232) |
| 104050-G-G | 192559 | M45 x 1 1/4" BSP (H) | 16 (232) |
| 104050-H-H | 192560 | M45 x 1 1/2" BSP (H) | 16 (232) |
| 104050-L-L | 192564 | M45 x 1" Sanitary | 16 (232) |



Standalone Active Surge Chambers

| Part no. | Inlet/Outlet Connection Fitting | Inlet/Outlet Connection Description | Maximum Fluid Pressure bar (psi) |
|-----------|---------------------------------|-------------------------------------|----------------------------------|
| DXA-SC11B | | 1/2" BSPP F | 7 (100) |
| DXA-SC31B | | 1/2" BSPP F | 21 (305) |



Standard/Flushable Surge Eliminators

| Part no. | Inlet/Outlet Connection Fitting | Inlet/Outlet Connection Description | Maximum Fluid Pressure bar (psi) |
|----------|---------------------------------|-------------------------------------|----------------------------------|
| 104052-S | 192723 | 1" Sanitary | 16 (232) |
| 104052-T | 192724 | 3/4" NPT (Female) | 16 (232) |
| 104052-U | 192725 | 3/4" BSPT (Female) | 16 (232) |



Air Fed Visors

| | Description | Part no. |
|------------------|---|-----------------|
| PRO VISOR | Complete air fed visor kit with full mask and accessories | PROV-650 |

This unit is 'CE' marked to PPE Directive 89/686/EEC and conforms to EN 14594:2005 Class 3A. Please contact your CFT representative for suitability with electrostatic applications.



| | Description | Part no. |
|--|--|-----------------|
| "VALUAIR" Half mask respirator | Protective goggles for use with half masks | MPV-4006 |



| | Description | Part no. |
|--|--|-----------------|
| "FREEDOM" Half mask respirator | Protective goggles for use with half masks | MPV-4006 |

Pro-Air 1/2/3



| | Outlets | Part no. |
|---|--------------|-----------------|
| Filter/compressed air regulator, air throughput max. 3,500 l/min. (up to 80°C) | 2 adjustable | PROAIR-1 |
| Fine filter/compressed air regulator coalescer, air throughput max. 900 l/min. (up to 80°C) | 2 adjustable | PROAIR-2 |
| Filter/compressed air regulator coalescer, air throughput max. 900 l/min. (up to 80°C) | 2 adjustable | PROAIR-3 |

Finish Line Air Filter Regulators/Coalescers



| | Part no. |
|--|-----------------|
| Filter/compressed air regulator, air filtration down to 20 microns, high quality manufacture, airflow of 70cfm (at 7 bar -100 psi inlet pressure). Lockable and removable (tamperproof) control | FLFR-1 |
| Compact, low cost single operator filter regulator & coalescer, filtration down to 0.01 microns suitable for air mask or visor. Not suitable for low bake temperature | FLRC-1 |
| A 3/8" (port size) coalescing (fine oil) filter, Air filtration down to 0.01 microns suitable for air mask or visor, replacement filter element. Maximum working pressure 18 bar (260 psi) | FLCF-1 |
| High efficiency filter designed to remove dirt, liquid, oil and water from spraying and breathing air, filtration down to 0.01 microns plus activated carbon filter removing contaminants down to 0.003ppm | FLRCAC-1 |



For medium to heavy viscosity materials
With adjustable spray gap

3/4" (19mm) clearance diameter,
0.062" tip supplied as standard

Supplied with 52-363 right angle spray tip

"Type C" - 360 degree circular spray

| Length | Advance Conv. | Cobra 2 | AG-362 |
|--------|---------------|-------------|-------------|
| 6" | EXTADV-C-06 | EXTCB2-C-06 | EXT362-C-06 |
| 9" | EXTADV-C-09 | EXTCB2-C-09 | EXT362-C-09 |
| 12" | EXTADV-C-12 | EXTCB2-C-12 | EXT362-C-12 |
| 15" | EXTADV-C-15 | EXTCB2-C-15 | EXT362-C-15 |
| 18" | EXTADV-C-18 | EXTCB2-C-18 | EXT362-C-18 |
| 24" | EXTADV-C-24 | EXTCB2-C-24 | EXT362-C-24 |
| 27" | EXTADV-C-27 | EXTCB2-C-27 | EXT362-C-27 |
| 30" | EXTADV-C-30 | EXTCB2-C-30 | EXT362-C-30 |
| 36" | EXTADV-C-36 | EXTCB2-C-36 | EXT362-C-36 |
| 48" | EXTADV-C-48 | EXTCB2-C-48 | EXT362-C-48 |
| 60" | EXTADV-C-60 | EXTCB2-C-60 | EXT362-C-60 |
| 72" | EXTADV-C-72 | EXTCB2-C-72 | EXT362-C-72 |
| 84" | EXTADV-C-84 | EXTCB2-C-84 | EXT362-C-84 |



For low to medium viscosity materials
With adjustable spray gap

3/8" (9.5mm) clearance diameter

"Type SC" - 360 degree circular spray

| Length | Advance Conv. | Cobra 2 | AG-362 |
|--------|---------------|--------------|--------------|
| 6" | EXTADV-SC-09 | EXTCB2-SC-09 | EXT362-SC-09 |
| 9" | EXTADV-SC-12 | EXTCB2-SC-12 | EXT362-SC-12 |
| 12" | EXTADV-SC-15 | EXTCB2-SC-15 | EXT362-SC-15 |
| 15" | EXTADV-SC-18 | EXTCB2-SC-18 | EXT362-SC-18 |
| 18" | EXTADV-SC-21 | EXTCB2-SC-21 | EXT362-SC-21 |
| 24" | EXTADV-SC-27 | EXTCB2-SC-24 | EXT362-SC-27 |
| 27" | EXTADV-SC-30 | EXTCB2-SC-27 | EXT362-SC-30 |
| 30" | EXTADV-SC-33 | EXTCB2-SC-33 | EXT362-SC-33 |
| 36" | EXTADV-SC-39 | EXTCB2-SC-39 | EXT362-SC-39 |
| 48" | EXTADV-SC-51 | EXTCB2-SC-51 | EXT362-SC-51 |
| 60" | EXTADV-SC-63 | EXTCB2-SC-63 | EXT362-SC-63 |
| 72" | EXTADV-SC-75 | EXTCB2-SC-75 | EXT362-SC-75 |
| 84" | EXTADV-SC-87 | EXTCB2-SC-87 | EXT362-SC-87 |




Forward round spray pattern
For low to medium viscosity materials using
0.078" fluid tip

7/16" (11mm) clearance diameter

"Type SA" - Forward round spray

| Length | Advance Conv. | Cobra 2 | AG-362 |
|--------|---------------|--------------|--------------|
| 6" | EXTADV-SA-06 | EXTCB2-SA-06 | EXT362-SA-06 |
| 9" | EXTADV-SA-09 | EXTCB2-SA-09 | EXT362-SA-09 |
| 12" | EXTADV-SA-12 | EXTCB2-SA-12 | EXT362-SA-12 |
| 15" | EXTADV-SA-15 | EXTCB2-SA-15 | EXT362-SA-15 |
| 18" | EXTADV-SA-18 | EXTCB2-SA-18 | EXT362-SA-18 |
| 24" | EXTADV-SA-24 | EXTCB2-SA-24 | EXT362-SA-24 |
| 30" | EXTADV-SA-30 | EXTCB2-SA-30 | EXT362-SA-30 |
| 36" | EXTADV-SA-36 | EXTCB2-SA-36 | EXT362-SA-36 |
| 48" | EXTADV-SA-48 | EXTCB2-SA-48 | EXT362-SA-48 |
| 60" | EXTADV-SA-60 | EXTCB2-SA-60 | EXT362-SA-60 |
| 72" | EXTADV-SA-72 | EXTCB2-SA-72 | EXT362-SA-72 |
| 84" | EXTADV-SA-84 | EXTCB2-SA-84 | EXT362-SA-84 |




Supplied with 66BSSx63PB set up (fluid tip 0.046")

1 3/4" (44mm) clearance diameter

“Type EA” - Forward fan sprav

| Length | Advance Conv. | Cobra 2 |
|--------|---------------|--------------|
| 6" | EXTADV-EA-06 | EXTCB2-EA-06 |
| 9" | EXTADV-EA-09 | EXTCB2-EA-09 |
| 12" | EXTADV-EA-12 | EXTCB2-EA-12 |
| 15" | EXTADV-EA-15 | EXTCB2-EA-15 |
| 18" | EXTADV-EA-18 | EXTCB2-EA-18 |
| 24" | EXTADV-EA-24 | EXTCB2-EA-24 |
| 30" | EXTADV-EA-30 | EXTCB2-EA-30 |
| 36" | EXTADV-EA-36 | EXTCB2-EA-36 |
| 48" | EXTADV-EA-48 | EXTCB2-EA-48 |
| 60" | EXTADV-EA-60 | EXTCB2-EA-60 |
| 72" | EXTADV-EA-72 | EXTCB2-EA-72 |
| 84" | EXTADV-EA-84 | EXTCB2-EA-84 |



Supplied with PRO C2 conventional air cap and 1.2 mm fluid tip.

To fit AG-362 automatic gun.

“Type EA” - Forward fan spray for AG-362 only

| Length | AG-362 |
|--------|--------------|
| 6" | EXT362-EA-06 |
| 9" | EXT362-EA-09 |
| 12" | EXT362-EA-12 |
| 15" | EXT362-EA-15 |
| 18" | EXT362-EA-18 |
| 24" | EXT362-EA-24 |
| 30" | EXT362-EA-30 |
| 36" | EXT362-EA-36 |
| 48" | EXT362-EA-48 |
| 60" | EXT362-EA-60 |
| 72" | EXT362-EA-72 |
| 84" | EXT362-EA-84 |

“Type EAX” - Forward fan spray



Supplied with J2SS x AA1 fan spray set up (fluid tip 0.043")

7/8" (22mm) clearance diameter

46-1042 round spray cap (optional)

| Length | Advance Conv. | Cobra 2 | AG-362 |
|--------|---------------|---------------|---------------|
| 6" | EXTADV-EAX-06 | EXTCB2-EAX-06 | EXT362-EAX-06 |
| 9" | EXTADV-EAX-09 | EXTCB2-EAX-09 | EXT362-EAX-09 |
| 12" | EXTADV-EAX-12 | EXTCB2-EAX-12 | EXT362-EAX-12 |
| 15" | EXTADV-EAX-15 | EXTCB2-EAX-15 | EXT362-EAX-15 |
| 18" | EXTADV-EAX-18 | EXTCB2-EAX-18 | EXT362-EAX-18 |
| 24" | EXTADV-EAX-24 | EXTCB2-EAX-24 | EXT362-EAX-24 |
| 30" | EXTADV-EAX-30 | EXTCB2-EAX-30 | EXT362-EAX-30 |
| 36" | EXTADV-EAX-36 | EXTCB2-EAX-36 | EXT362-EAX-36 |
| 48" | EXTADV-EAX-48 | EXTCB2-EAX-48 | EXT362-EAX-48 |
| 60" | EXTADV-EAX-60 | EXTCB2-EAX-60 | EXT362-EAX-60 |
| 72" | EXTADV-EAX-72 | EXTCB2-EAX-72 | EXT362-EAX-72 |
| 84" | EXTADV-EAX-84 | EXTCB2-EAX-84 | EXT362-EAX-84 |




Supplied with 66BSSx63PB set up
(fluid tip 0.046")

3" (76mm) clearance diameter

"Type EB" - 90 degree fan spray

| Length | Advance Conv. | Cobra 2 |
|--------|---------------|--------------|
| 6" | EXTADV-EB-06 | EXTCB2-EB-06 |
| 9" | EXTADV-EB-09 | EXTCB2-EB-09 |
| 12" | EXTADV-EB-12 | EXTCB2-EB-12 |
| 15" | EXTADV-EB-15 | EXTCB2-EB-15 |
| 18" | EXTADV-EB-18 | EXTCB2-EB-18 |
| 24" | EXTADV-EB-24 | EXTCB2-EB-24 |
| 30" | EXTADV-EB-30 | EXTCB2-EB-30 |
| 36" | EXTADV-EB-36 | EXTCB2-EB-36 |
| 48" | EXTADV-EB-48 | EXTCB2-EB-48 |
| 60" | EXTADV-EB-60 | EXTCB2-EB-60 |
| 72" | EXTADV-EB-72 | EXTCB2-EB-72 |
| 84" | EXTADV-EB-84 | EXTCB2-EB-84 |




Supplied with PRO C2 conventional air cap
and 1.2 mm fluid tip.

To fit AG-362 automatic gun.

"Type EB" - 90 degree fan spray for AG-362 only

| Length | AG-362 |
|--------|--------------|
| 6" | EXT362-EB-06 |
| 9" | EXT362-EB-09 |
| 12" | EXT362-EB-12 |
| 15" | EXT362-EB-15 |
| 18" | EXT362-EB-18 |
| 24" | EXT362-EB-24 |
| 30" | EXT362-EB-30 |
| 36" | EXT362-EB-36 |
| 48" | EXT362-EB-48 |
| 60" | EXT362-EB-60 |
| 72" | EXT362-EB-72 |
| 84" | EXT362-EB-84 |



Supplied with J2SS x AA1 fan spray set up
(fluid tip 0.043")


1 7/8" (45mm) clearance diameter

42-1042 roundspray cap (optional)

"Type EBX" - 90 degree fan spray

| Length | Advance Conv. | Cobra 2 | AG-362 |
|--------|---------------|---------------|---------------|
| 6" | EXTADV-EBX-06 | EXTCB2-EBX-06 | EXT362-EBX-06 |
| 9" | EXTADV-EBX-09 | EXTCB2-EBX-09 | EXT362-EBX-09 |
| 12" | EXTADV-EBX-12 | EXTCB2-EBX-12 | EXT362-EBX-12 |
| 15" | EXTADV-EBX-15 | EXTCB2-EBX-15 | EXT362-EBX-15 |
| 18" | EXTADV-EBX-18 | EXTCB2-EBX-18 | EXT362-EBX-18 |
| 24" | EXTADV-EBX-24 | EXTCB2-EBX-24 | EXT362-EBX-24 |
| 30" | EXTADV-EBX-30 | EXTCB2-EBX-30 | EXT362-EBX-30 |
| 36" | EXTADV-EBX-36 | EXTCB2-EBX-36 | EXT362-EBX-36 |
| 48" | EXTADV-EBX-48 | EXTCB2-EBX-48 | EXT362-EBX-48 |
| 60" | EXTADV-EBX-60 | EXTCB2-EBX-60 | EXT362-EBX-60 |
| 72" | EXTADV-EBX-72 | EXTCB2-EBX-72 | EXT362-EBX-72 |
| 84" | EXTADV-EBX-84 | EXTCB2-EBX-84 | EXT362-EBX-84 |


“Type EN” - 45 degree fan spray



Supplied with 66BSSx66PB set up (fluid tip 0.046")
2 5/8" (67mm) clearance diameter

| Length | Advance Conv. | Cobra 2 |
|--------|---------------|--------------|
| 6" | EXTADV-EN-06 | EXTCB2-EN-06 |
| 9" | EXTADV-EN-09 | EXTCB2-EN-09 |
| 12" | EXTADV-EN-12 | EXTCB2-EN-12 |
| 15" | EXTADV-EN-15 | EXTCB2-EN-15 |
| 18" | EXTADV-EN-18 | EXTCB2-EN-18 |
| 24" | EXTADV-EN-24 | EXTCB2-EN-24 |
| 30" | EXTADV-EN-30 | EXTCB2-EN-30 |
| 36" | EXTADV-EN-36 | EXTCB2-EN-36 |
| 48" | EXTADV-EN-48 | EXTCB2-EN-48 |
| 60" | EXTADV-EN-60 | EXTCB2-EN-60 |
| 72" | EXTADV-EN-72 | EXTCB2-EN-72 |
| 84" | EXTADV-EN-84 | EXTCB2-EN-84 |

“Type EN” - 45 degree fan spray for AG-362 only



Supplied with PRO C2 conventional air cap and 1.2 mm fluid tip.
To fit AG-362 automatic gun.

| Length | Part Number - AG-362 |
|--------|----------------------|
| 6" | EXT362-EN-06 |
| 9" | EXT362-EN-09 |
| 12" | EXT362-EN-12 |
| 15" | EXT362-EN-15 |
| 18" | EXT362-EN-18 |
| 24" | EXT362-EN-24 |
| 30" | EXT362-EN-30 |
| 36" | EXT362-EN-36 |
| 48" | EXT362-EN-48 |
| 60" | EXT362-EN-60 |
| 72" | EXT362-EN-72 |
| 84" | EXT362-EN-84 |

“Type ENX” - 45 degree fan spray



Supplied with J2SS x AA1 fan spray set up (fluid tip 0.043")
1 3/4" (44mm) clearance diameter
42-1042 round spray cap (optional)

| Length | Advance Conv. | Cobra 2 | AG-362 |
|--------|---------------|---------------|---------------|
| 6" | EXTADV-ENX-06 | EXTCB2-ENX-06 | EXT362-ENX-06 |
| 9" | EXTADV-ENX-09 | EXTCB2-ENX-09 | EXT362-ENX-09 |
| 12" | EXTADV-ENX-12 | EXTCB2-ENX-12 | EXT362-ENX-12 |
| 15" | EXTADV-ENX-15 | EXTCB2-ENX-15 | EXT362-ENX-15 |
| 18" | EXTADV-ENX-18 | EXTCB2-ENX-18 | EXT362-ENX-18 |
| 24" | EXTADV-ENX-24 | EXTCB2-ENX-24 | EXT362-ENX-24 |
| 30" | EXTADV-ENX-30 | EXTCB2-ENX-30 | EXT362-ENX-30 |
| 36" | EXTADV-ENX-36 | EXTCB2-ENX-36 | EXT362-ENX-36 |
| 48" | EXTADV-ENX-48 | EXTCB2-ENX-48 | EXT362-ENX-48 |
| 60" | EXTADV-ENX-60 | EXTCB2-ENX-60 | EXT362-ENX-60 |
| 72" | EXTADV-ENX-72 | EXTCB2-ENX-72 | EXT362-ENX-72 |
| 84" | EXTADV-ENX-84 | EXTCB2-ENX-84 | EXT362-ENX-84 |



Supplied with J2SS x AA1 fan spray set up (fluid tip 0.043")

2" (51mm) clearance diameter

42-1042 round spray cap (optional)


“Type ERX” - 30 degree reverse fan spray

| Length | Advance Conv. | Cobra 2 | AG-362 |
|--------|---------------|---------------|---------------|
| 6" | EXTADV-ERX-06 | EXTCB2-ERX-06 | EXT362-ERX-06 |
| 9" | EXTADV-ERX-09 | EXTCB2-ERX-09 | EXT362-ERX-09 |
| 12" | EXTADV-ERX-12 | EXTCB2-ERX-12 | EXT362-ERX-12 |
| 15" | EXTADV-ERX-15 | EXTCB2-ERX-15 | EXT362-ERX-15 |
| 18" | EXTADV-ERX-18 | EXTCB2-ERX-18 | EXT362-ERX-18 |
| 24" | EXTADV-ERX-24 | EXTCB2-ERX-24 | EXT362-ERX-24 |
| 30" | EXTADV-ERX-30 | EXTCB2-ERX-30 | EXT362-ERX-30 |
| 36" | EXTADV-ERX-36 | EXTCB2-ERX-36 | EXT362-ERX-36 |
| 48" | EXTADV-ERX-48 | EXTCB2-ERX-48 | EXT362-ERX-48 |
| 60" | EXTADV-ERX-60 | EXTCB2-ERX-60 | EXT362-ERX-60 |
| 72" | EXTADV-ERX-72 | EXTCB2-ERX-72 | EXT362-ERX-72 |
| 84" | EXTADV-ERX-84 | EXTCB2-ERX-84 | EXT362-ERX-84 |

Bare spray guns for use with Extensions


| Gun | Part Number |
|--|----------------|
| Advance Pressure Conventional less air cap, retaining ring, tip and needle | ADV-P000-00 |
| AG-362 Conventional less air cap, retaining ring tip and needle without base | AG362-000-00 |
| AG-362 Conventional less air cap, retaining ring tip and needle with screw base (no recirculation) | AG362-000-00-S |
| AG-362 Conventional less air cap, retaining ring tip and needle with screw base (recirculation) | AG362-000-00-T |
| AG-362 Conventional less air cap, retaining ring tip and needle with lever base | AG362-000-00-L |
| Cobra 2 Conventional less air cap, retaining ring tip and needle | CBA2-000-00 |

The above guns will only be supplied with extensions and can not be purchased separately.




ECO Spray booth filter paper

| Part no. | Size |
|-----------------|---|
| 207229EF | H 90 x L 924 cm (36" x 30 ft) - 10 Yards ² |
| 207900EF | H 75 x L 1,346 cm (30" x 44 ft) - 10m ² |
| 207901EF | H 90 x L 1,115 cm (36" x 36 ft) - 10m ² |
| 207902EF | H 100 x L 1,038 cm (39" x 34 ft) - 10m ² |



Standard Spray booth filter paper

| Part no. | Size |
|----------------|---|
| 207229F | H 90 x L 924 cm (36" x 30 ft) - 10 Yards ² |
| 207900F | H 75 x L 1,346 cm (30" x 44 ft) - 10m ² |
| 207901F | H 90 x L 1,115 cm (36" x 36 ft) - 10m ² |
| 207902F | H 100 x L 1,038 cm (39" x 34 ft) - 10m ² |



Super Efficiency Spray booth filter paper

| Part no. | Size |
|-------------------|--|
| 207229 SEF | H 90 x L 600 cm (36" x 20ft) - 5.4m ² |
| 207902 SEF | H 100 x L 800 cm (39" x 27 ft) - 8m ² |
| 207901SEF | H 90 x L 914 cm (36" x 30ft) - 8m ² |



Professional Spray Gun Cleaning Kit

| Part no. | Description |
|----------------|-------------------------------------|
| KK-4584 | Professional spray gun cleaning kit |



In-Line Air Filter

| Part no. | Description |
|----------------|--------------------|
| HAF-507 | In-line air filter |



Gun Cleaning Brushes

| Part no. | Description |
|--------------------|--------------------------|
| 4900-5-1-K3 | Gun cleaning brushes x 3 |



In-Line Air Adjusting Valve

| Part no. | Description |
|------------------|-----------------------------|
| HAV-501-B | In-line air adjusting valve |



Suction Cup Filters

| Part no. | Description |
|-------------------|-----------------------------|
| KR-484-K10 | 51 mesh filter screen x 10 |
| KR-483-K10 | 130 mesh filter screen x 10 |



Gun Mounted Filters

| Part no. | Description |
|-----------------|-----------------------------------|
| VSA-3-K5 | Spare 60 micron Green Filter x 5 |
| VSA-4-K5 | Spare 112 micron Blue Filter x 5 |
| VSA-5-K5 | Spare 280 micron White Filter x 5 |



Drip free Diaphragms

| Part no. | Description |
|------------------|----------------------|
| KR-115-K5 | Drip free diaphragms |



Disposable Pressure Tank Liners

| Part no. | Description |
|------------------------|----------------------|
| PT-78-K10 10L | (2.8gal) - 10 pack |
| PT-78-K60 10L | (2.8 gal) - 60 pack |
| PTL-412-K8 40L | (11.8 gal) - 8 pack |
| PTL-415-K10 60L | (19.8 gal) - 10 pack |



Suction Cup Lid Gaskets

| Part no. | Description |
|-----------------|----------------------|
| KR-11-K3 | Tri seal gaskets x 3 |
| KR-69-K3 | Leather gaskets x 3 |



“Uni” Swivel Fitting (Low Pressure)

| Part no. | Description |
|------------------|--------------------------------|
| MPV-60-K3 | Uni Swivel Fitting (Pack of 3) |



Mixing Cups

| Part no. | Description |
|-----------------|------------------|
| MC-1-K50 | Mixing cups x 50 |



Spot Pots

| Part no. | Description |
|------------------|-----------------------------|
| KR-110-K3 | 0.5 litre Spot Pot - 3 pack |



Viscosity Cups

| Part no. | Description |
|--------------------|---------------|
| 7000-114-K2 | Viscosity x 2 |



Gravity Gun Stands

| Part no. | Description |
|-----------------|------------------------------------|
| GFV-50-F | Single gravity gun bench top stand |
| GGG-1 | 3 gun stand |



Gravity Cups Filters

| Part no. | Description |
|------------------|--------------------------|
| KGP-5-K5 | Gravity cup filters x 5 |
| KGP-5-K10 | Gravity cup filters x 10 |



Mini Filter (Fluid)

| Part no. | Description |
|-------------------|--------------------------|
| MF-6B-70B | 74 micron mesh 3/8" BSP |
| MF-6B-100B | 100 micron mesh 3/8" BSP |
| MF-6B-150B | 149 micron mesh 3/8" BSP |
| MF-6B-200B | 200 micron mesh 3/8" BSP |



Conductive Gloves

| Part no. | Description |
|-----------------------|--------------------------------|
| 76633-00-L-K12 | Conductive gloves x 12, size L |



Disposable Gun Covers

| Part no. | Description |
|----------------------|---|
| 79529-00-K5 | Disposable gun covers x 5 for Vector and Solo |
| 80395-00-K10 | Disposable gun covers x 10 for RansFlex |
| 80395-00-K100 | Disposable gun covers x 100 for RansFlex |



Protection Hose

| Part no. | Description |
|-----------------|---------------------------|
| 11775-05 | Protection hose 55mm grey |
| 11775-10 | Protection hose 30mm grey |



DeKups Disposable Cup System

| Part no. | Description |
|----------------|---|
| DPC-601 | Kit contains 32 disposable lids and liners. |
| DPC-606 | Kit contains 2 disposable lids and liners |

Spray Gun Oil

| Part no. | Description |
|-----------------|------------------------------------|
| GL-1-K10 | Kit of 10 sachets of spray gun oil |



VS-522 Fluid Strainer

| Part no. | Description |
|---------------|--|
| VS-522 | Fluid strainer complete with 150 micron filter |
| VS-55 | Replacement 150 micron conical filter element |



Booth Wall Coat/Clear Glass Coat

| Part no. | Description |
|------------------|--|
| DC-BWC-K | Complete kit to spray entire booth including windows. 4 x bottles of Booth Wall Coat (3.78 l each) and 1 bottle of Clear Glass Coat (0.94 l) |
| DC-CGC-K6 | Kit of 6 x bottles of Clear Glass Coat |

Booth Wall Coat & Clear Glass Coat are only available in Mainland UK.

Innovation Applied



@CarlisleFT



North America
EMEA
China
Japan

+1 800 992-4657
+44 (0) 1202 571111
+86 21 33730108
+81 045 785-6434

marketing@carlisleft.com
marketing-eu@carlisleft.com
mkt_cn@carlisleft.com
marketing-jp@carlisleft.com

BGK
A CARLISLE BRAND

BINKS
A CARLISLE BRAND

DEVILBISS
A CARLISLE BRAND

ECCO
A CARLISLE BRAND

Hosco
A CARLISLE BRAND

ms
A CARLISLE BRAND

Ransburg
A CARLISLE BRAND